

12/30/2014



Worklist: 542

<u>LAB CASE</u>	<u>ITEM</u>	<u>TASK ID</u>	<u>DESCRIPTION</u>	
M2014-2784	1	25528	3.10.1 Blood confirmation Carb	
M2014-3278	4	25529	3.10.1 Blood confirmation Carb	
P2014-2239	1	25530	3.10.1 Blood confirmation Carb	
P2014-2249	1	25531	3.10.1 Blood confirmation Carb	
P2014-2258	1	25532	3.10.1 Blood confirmation Carb	
P2014-2382	1	25533	3.10.1 Blood confirmation Carb	
P2014-2406	1	25534	3.10.1 Blood confirmation Carb	
P2014-2427	1	25535	3.10.1 Blood confirmation Carb	
P2014-2430	1	25537	3.10.1 Blood confirmation Carb	
P2014-2440	1	25538	3.10.1 Blood confirmation Carb	
P2014-2586	1	25539	3.10.1 Blood confirmation Carb	
P2014-2658	1	25540	3.10.1 Blood confirmation Carb	
P2014-2673	1	25541	3.10.1 Blood confirmation Carb	
P2014-2680	1	25542	3.10.1 Blood confirmation Carb	
P2014-2681	1	25543	3.10.1 Blood confirmation Carb	
P2014-2699	1	25544	3.10.1 Blood confirmation Carb	
P2014-2700	1	25545	3.10.1 Blood confirmation Carb	
P2014-2714	1	25546	3.10.1 Blood confirmation Carb	
P2014-2721	1	25547	3.10.1 Blood confirmation Carb	

POC_AM 3:10 PM

01/15/15
DND

Simulate Run Sequence Thu Jan 15 14:51:49 2015

Instrument Name: Bones
Sequence File: C:\msdchem\1\sequence\DD-CANN.s
Comment: Confirmations
Operator: Pocatello Laboratory
Data Path: C:\MSDCHEM\1\DATA\DND\CN\2015\011515MJ\
Method Path: C:\MSDCHEM\1\METHODS\

Line	Type	Vial	DataFile	Method	Sample Name
1)	Sample	100	Blank		
	Datafile		Blank1		
	Method		CANN-11-10-2010		
2)	Sample	10	High Control 60ng/mL		
	Datafile		High Control-1-fs		
	Method		CANNFS-11-10-2010		
3)	Pause:				
4)	Sample	10	High Control 60ng/mL		
	Datafile		High Control-1ck		
	Method		CANN-11-10-2010		
5)	Sample	99	Blank		
	Datafile		Blank2		
	Method		CANN-11-10-2010		
6)	Sample	1	Negative Control: UTAK Lot B0130		
	Datafile		Negative Control		
	Method		CANN-11-10-2010		
7)	Sample	2	Calibrator Level 1: 2.5 ng/mL		
	Datafile		Calibrator Level 1		
	Method		CANN-11-10-2010		
8)	Sample	3	Calibrator Level 2: 5 ng/mL		
	Datafile		Calibrator Level 2		
	Method		CANN-11-10-2010		
9)	Sample	4	Calibrator Level 3: 10 ng/mL		
	Datafile		Calibrator Level 3		
	Method		CANN-11-10-2010		
10)	Sample	5	Calibrator Level 4: 25 ng/mL		
	Datafile		Calibrator Level 4		
	Method		CANN-11-10-2010		
11)	Sample	6	Calibrator Level 5: 50 ng/mL		
	Datafile		Calibrator Level 5		
	Method		CANN-11-10-2010		
12)	Sample	7	Calibrator Level 6: 100 ng/mL		
	Datafile		Calibrator Level 6		
	Method		CANN-11-10-2010		
13)	Sample	98	Blank		
	Datafile		Blank3		
	Method		CANN-11-10-2010		
14)	Sample	8	Low Control: 6 ng/mL		
	Datafile		Low Control-1		
	Method		CANN-11-10-2010		
15)	Sample	9	Low Control: 6 ng/mL		
	Datafile		Low Control-2		
	Method		CANN-11-10-2010		
16)	Sample	10	High Control: 60 ng/mL		
	Datafile		High Control-1		
	Method		CANN-11-10-2010		

02 01/15/15

- | | | |
|------------|----|------------------------|
| 17) Sample | 11 | High Control: 60 ng/mL |
| Datafile | | High Control-2 |
| Method | | CANN-11-10-2010 |
| 18) Sample | 97 | Blank |
| Datafile | | Blank4 |
| Method | | CANN-11-10-2010 |
| 19) Sample | 96 | Lab No.: M2014-2784-1 |
| Datafile | | M2014-2784-1 Blank |
| Method | | CANN-11-10-2010 |
| 20) Sample | 12 | Lab No.: M2014-2784-1 |
| Datafile | | M2014-2784-1 |
| Method | | CANN-11-10-2010 |
| 21) Sample | 95 | Lab No.: M2014-3278-4 |
| Datafile | | M2014-3278-4 Blank |
| Method | | CANN-11-10-2010 |
| 22) Sample | 13 | Lab No.: M2014-3278-4 |
| Datafile | | M2014-3278-4 |
| Method | | CANN-11-10-2010 |
| 23) Sample | 94 | Lab No.: P2014-2239-1 |
| Datafile | | P2014-2239-1 Blank |
| Method | | CANN-11-10-2010 |
| 24) Sample | 14 | Lab No.: P2014-2239-1 |
| Datafile | | P2014-2239-1 |
| Method | | CANN-11-10-2010 |
| 25) Sample | 93 | Lab No.: P2014-2249-1 |
| Datafile | | P2014-2249-1 Blank |
| Method | | CANN-11-10-2010 |
| 26) Sample | 15 | Lab No.: P2014-2249-1 |
| Datafile | | P2014-2249-1 |
| Method | | CANN-11-10-2010 |
| 27) Sample | 92 | Lab No.: P2014-2258-1 |
| Datafile | | P2014-2258-1 Blank |
| Method | | CANN-11-10-2010 |
| 28) Sample | 16 | Lab No.: P2014-2258-1 |
| Datafile | | P2014-2258-1 |
| Method | | CANN-11-10-2010 |
| 29) Sample | 91 | Lab No.: P2014-2382-1 |
| Datafile | | P2014-2382-1 Blank |
| Method | | CANN-11-10-2010 |
| 30) Sample | 17 | Lab No.: P2014-2382-1 |
| Datafile | | P2014-2382-1 |
| Method | | CANN-11-10-2010 |
| 31) Sample | 90 | Lab No.: P2014-2406-1 |
| Datafile | | P2014-2406-1 Blank |
| Method | | CANN-11-10-2010 |
| 32) Sample | 18 | Lab No.: P2014-2406-1 |
| Datafile | | P2014-2406-1 |
| Method | | CANN-11-10-2010 |
| 33) Sample | 89 | Lab No.: P2014-2427-1 |
| Datafile | | P2014-2427-1 Blank |
| Method | | CANN-11-10-2010 |
| 34) Sample | 19 | Lab No.: P2014-2427-1 |
| Datafile | | P2014-2427-1 |
| Method | | CANN-11-10-2010 |
| 35) Sample | 88 | Lab No.: P2014-2430-1 |
| Datafile | | P2014-2430-1 Blank |
| Method | | CANN-11-10-2010 |

20/15/15.

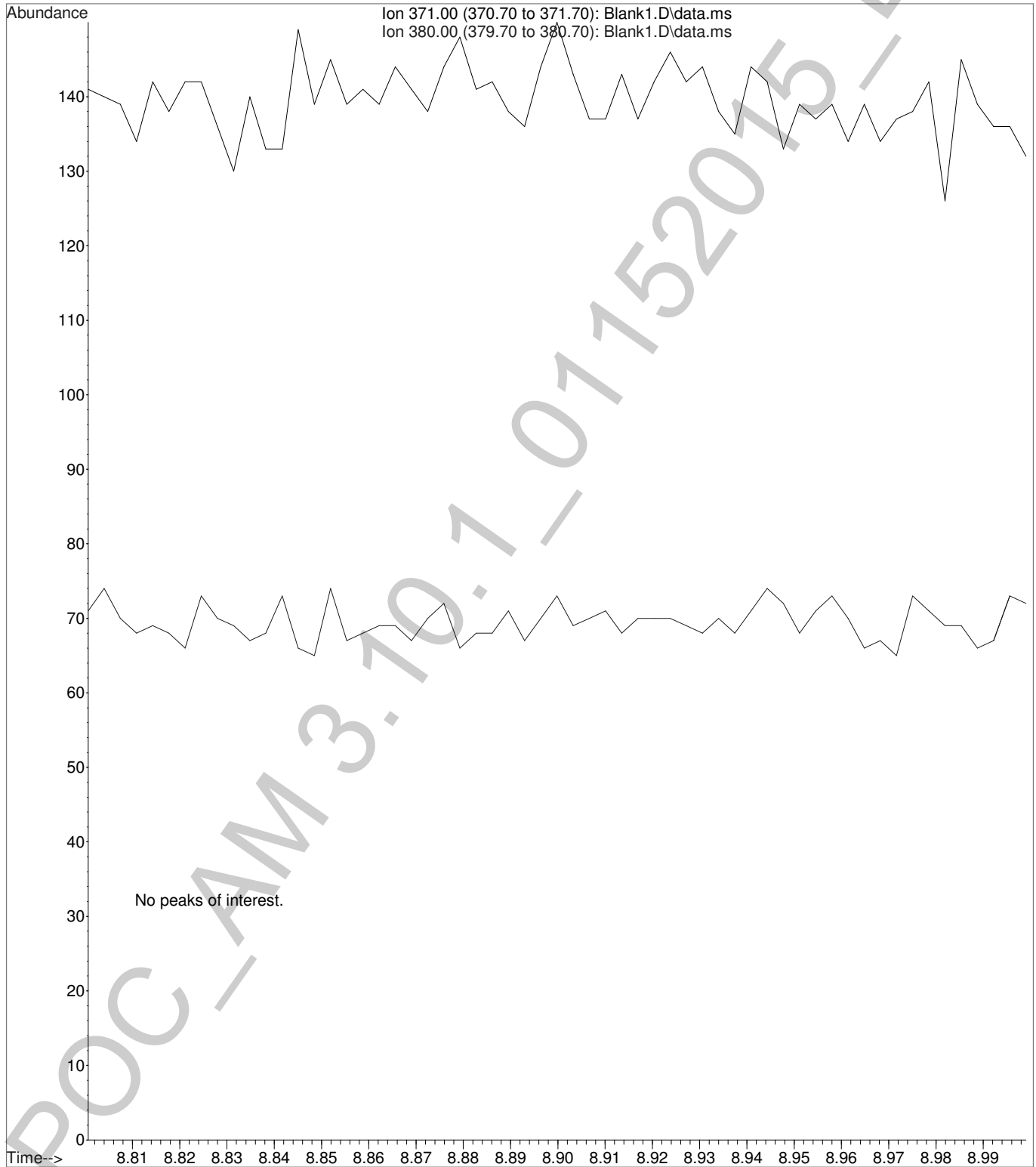
36) Sample	20	✓	Lab No.: P2014-2430-1
Datafile			P2014-2430-1
Method			CANN-11-10-2010
37) Sample	87	✓	Lab No.: P2014-2440-1
Datafile			P2014-2440-1 Blank
Method			CANN-11-10-2010
38) Sample	21	✓	Lab No.: P2014-2440-1
Datafile			P2014-2440-1
Method			CANN-11-10-2010
39) Sample	86	✓	Lab No.: P2014-2586-1
Datafile			P2014-2586-1 Blank
Method			CANN-11-10-2010
40) Sample	22	✓	Lab No.: P2014-2586-1
Datafile			P2014-2586-1
Method			CANN-11-10-2010
41) Sample	85	✓	Lab No.: P2014-2658-1
Datafile			P2014-2658-1 Blank
Method			CANN-11-10-2010
42) Sample	23	✓	Lab No.: P2014-2658-1
Datafile			P2014-2658-1
Method			CANN-11-10-2010
43) Sample	84	✓	Lab No.: P2014-2673-1
Datafile			P2014-2673-1 Blank
Method			CANN-11-10-2010
44) Sample	24	✓	Lab No.: P2014-2673-1
Datafile			P2014-2673-1
Method			CANN-11-10-2010
45) Sample	83	✓	Lab No.: P2014-2681-1
Datafile			P2014-2681-1 Blank
Method			CANN-11-10-2010
46) Sample	25	✓	Lab No.: P2014-2681-1
Datafile			P2014-2681-1
Method			CANN-11-10-2010
47) Sample	82	✓	Lab No.: P2014-2699-1
Datafile			P2014-2699-1 Blank
Method			CANN-11-10-2010
48) Sample	26	✓	Lab No.: P2014-2699-1
Datafile			P2014-2699-1
Method			CANN-11-10-2010
49) Sample	81	✓	Lab No.: P2014-2700-1
Datafile			P2014-2700-1 Blank
Method			CANN-11-10-2010
50) Sample	27	✓	Lab No.: P2014-2700-1
Datafile			P2014-2700-1
Method			CANN-11-10-2010
51) Sample	80	✓	Lab No.: P2014-2714-1
Datafile			P2014-2714-1 Blank
Method			CANN-11-10-2010
52) Sample	28	✓	Lab No.: P2014-2714-1
Datafile			P2014-2714-1
Method			CANN-11-10-2010
53) Sample	79	✓	Lab No.: P2014-2721-1
Datafile			P2014-2721-1 Blank
Method			CANN-11-10-2010
54) Sample	29	✓	Lab No.: P2014-2721-1
Datafile			P2014-2721-1
Method			CANN-11-10-2010

55) Sample 78 ✓ Blank
 Datafile Blank5
 Method CANN-11-10-2010
Bytes Needed: 3188028 Space on drive C: 4.44199e+011
Sequence Verification Done!

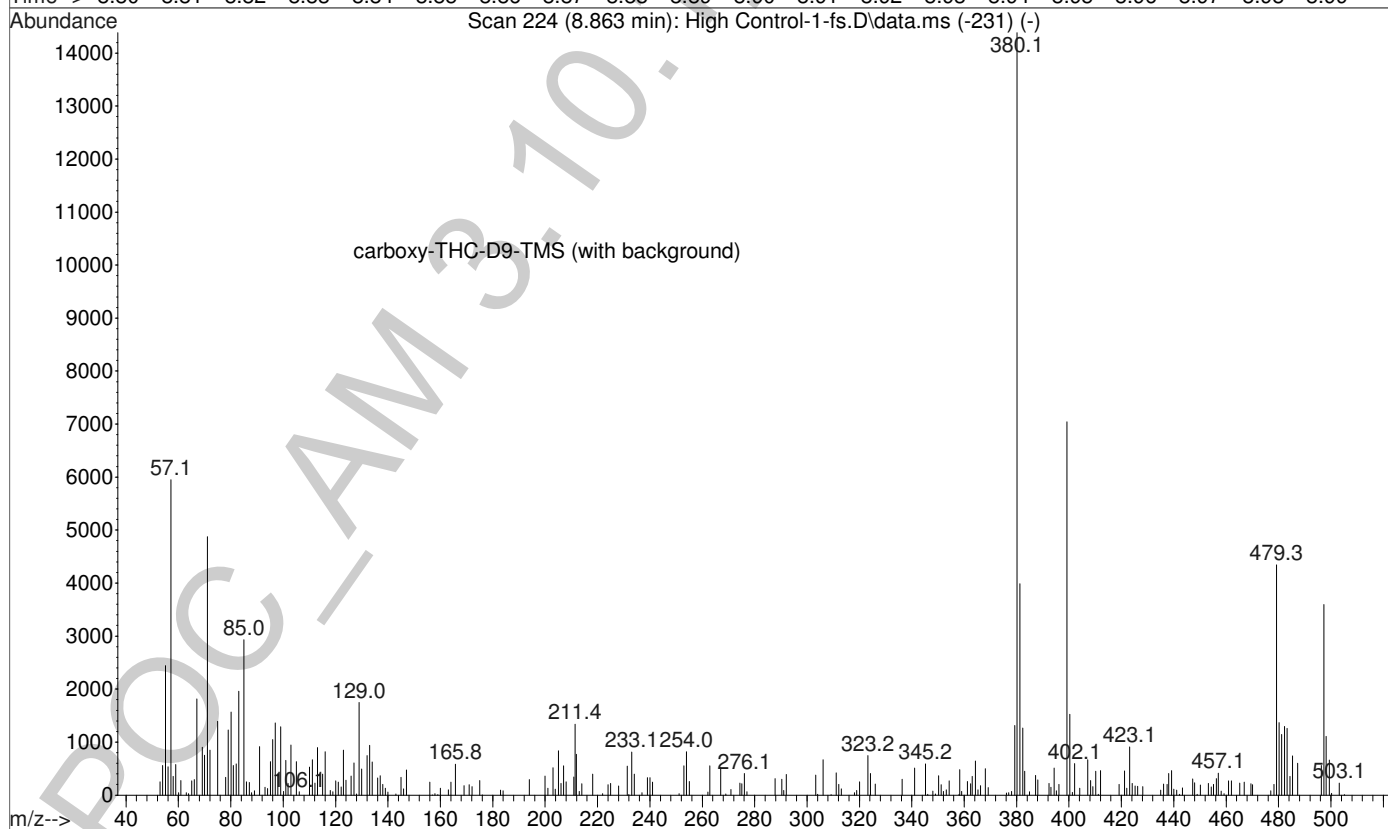
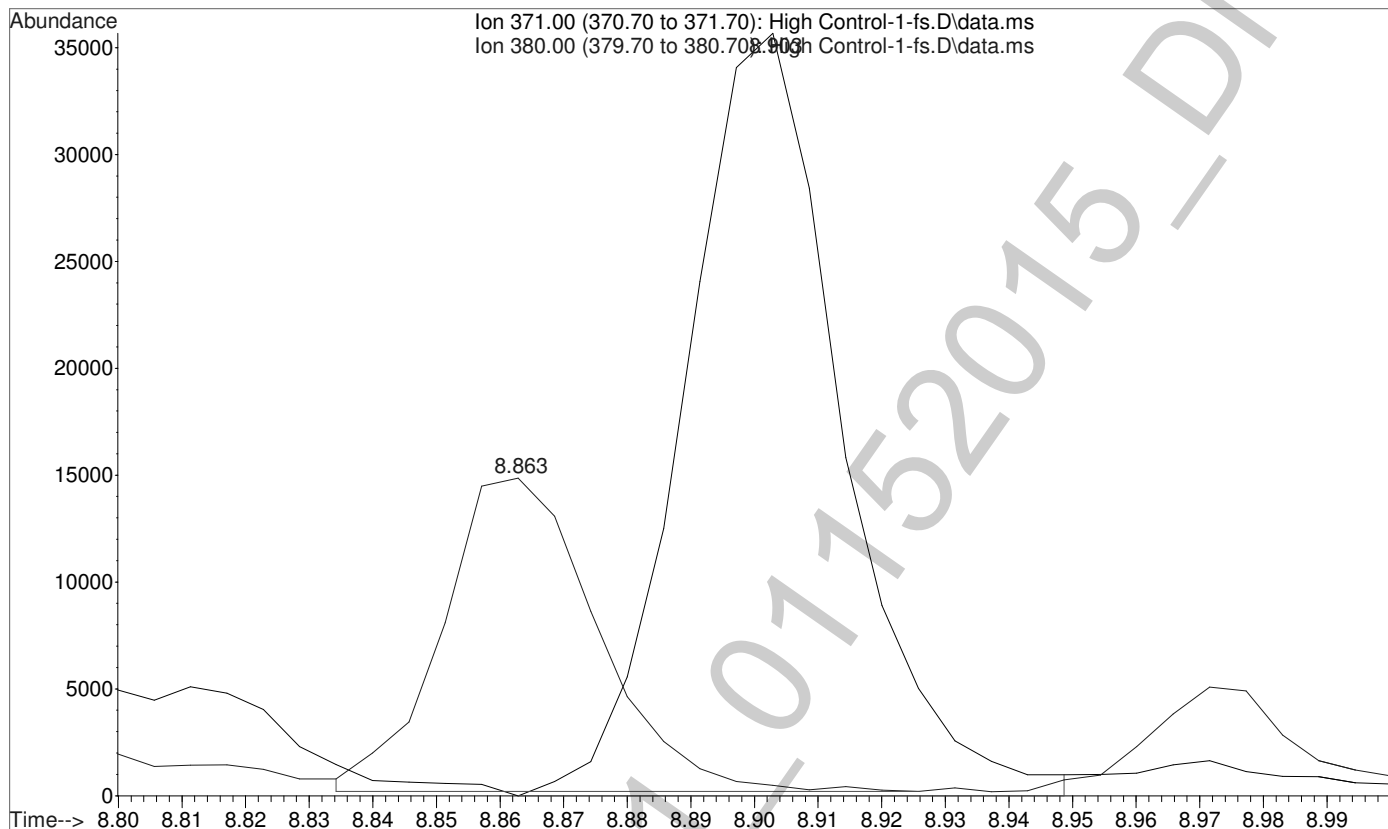
g 01/15/15

POC_AM 3.10.1_01152015_DND

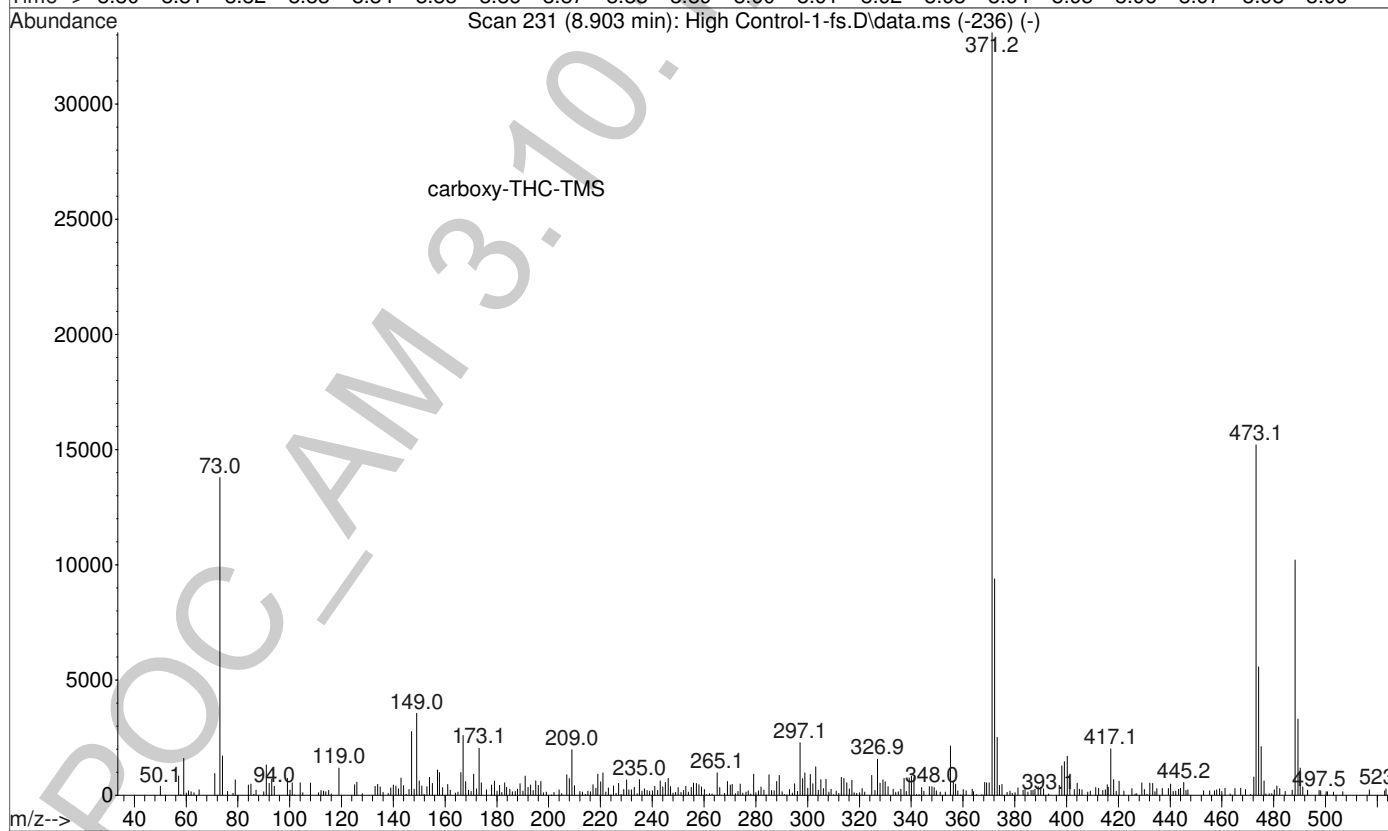
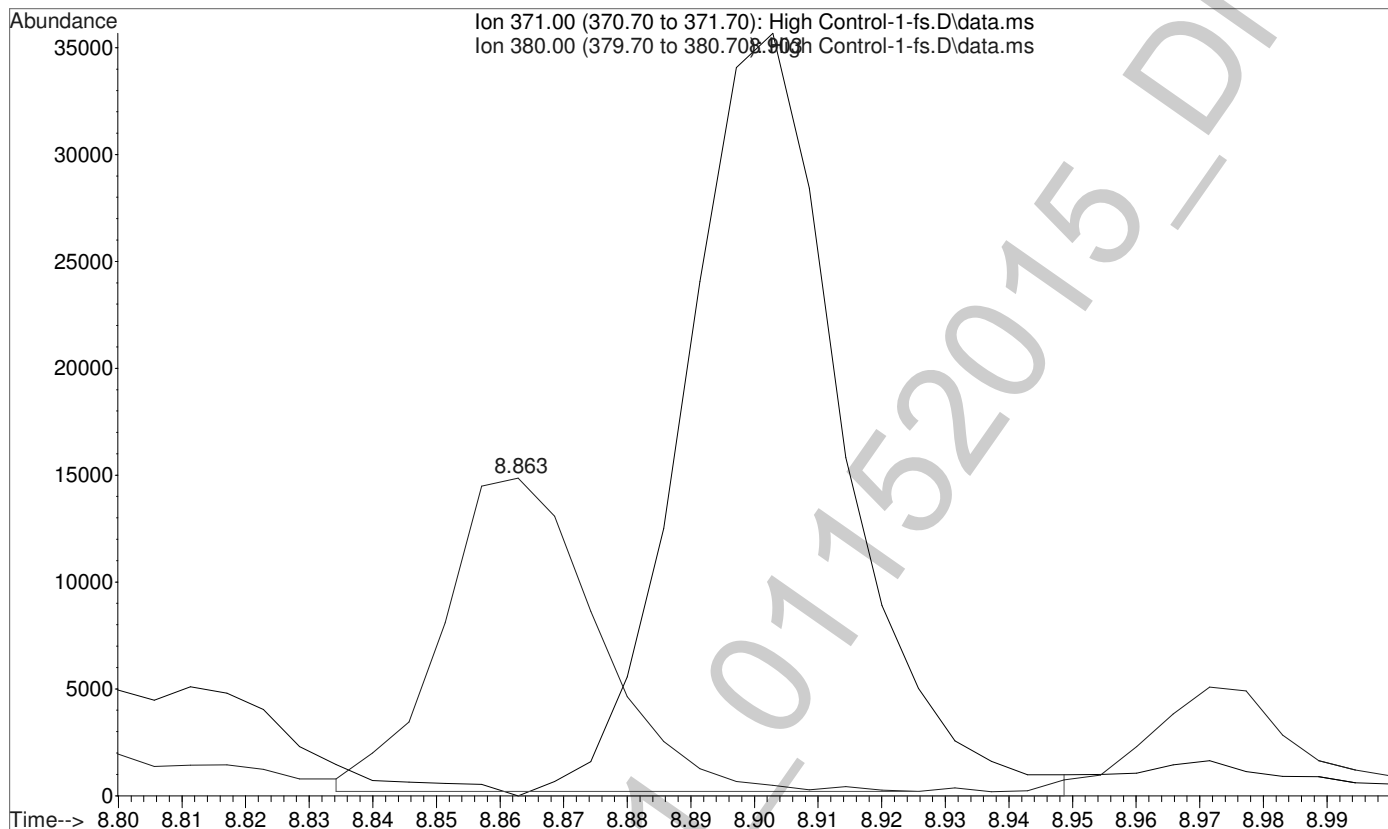
File :C:\gcms\1\data\Blood\011515MJ\Blank1.D
Operator : Pocatello Laboratory
Acquired : 15 Jan 2015 16:50 using AcqMethod CANN-11-10-2010.M
Instrument : Bones
Sample Name: Blank
Misc Info : CHCl3
Vial Number: 100




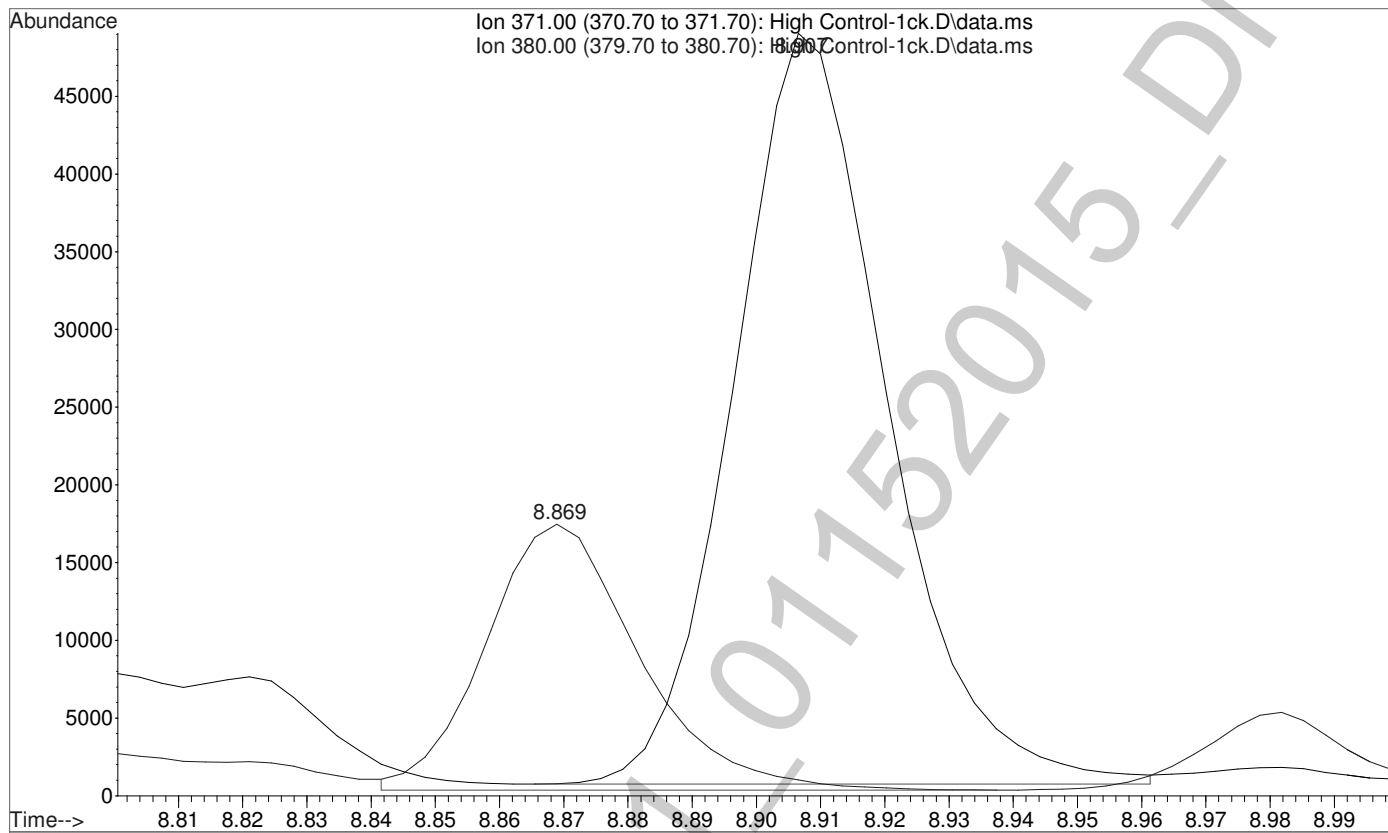
File :C:\gcms\1\data\Blood\011515MJ\High Control-1-fs.D
Operator : Pocatello Laboratory
Acquired : 15 Jan 2015 17:05 using AcqMethod CANNFS-11-10-2010.M
Instrument : Bones
Sample Name: High Control 60ng/mL
Misc Info : Analytical Method 3.10.1
Vial Number: 10



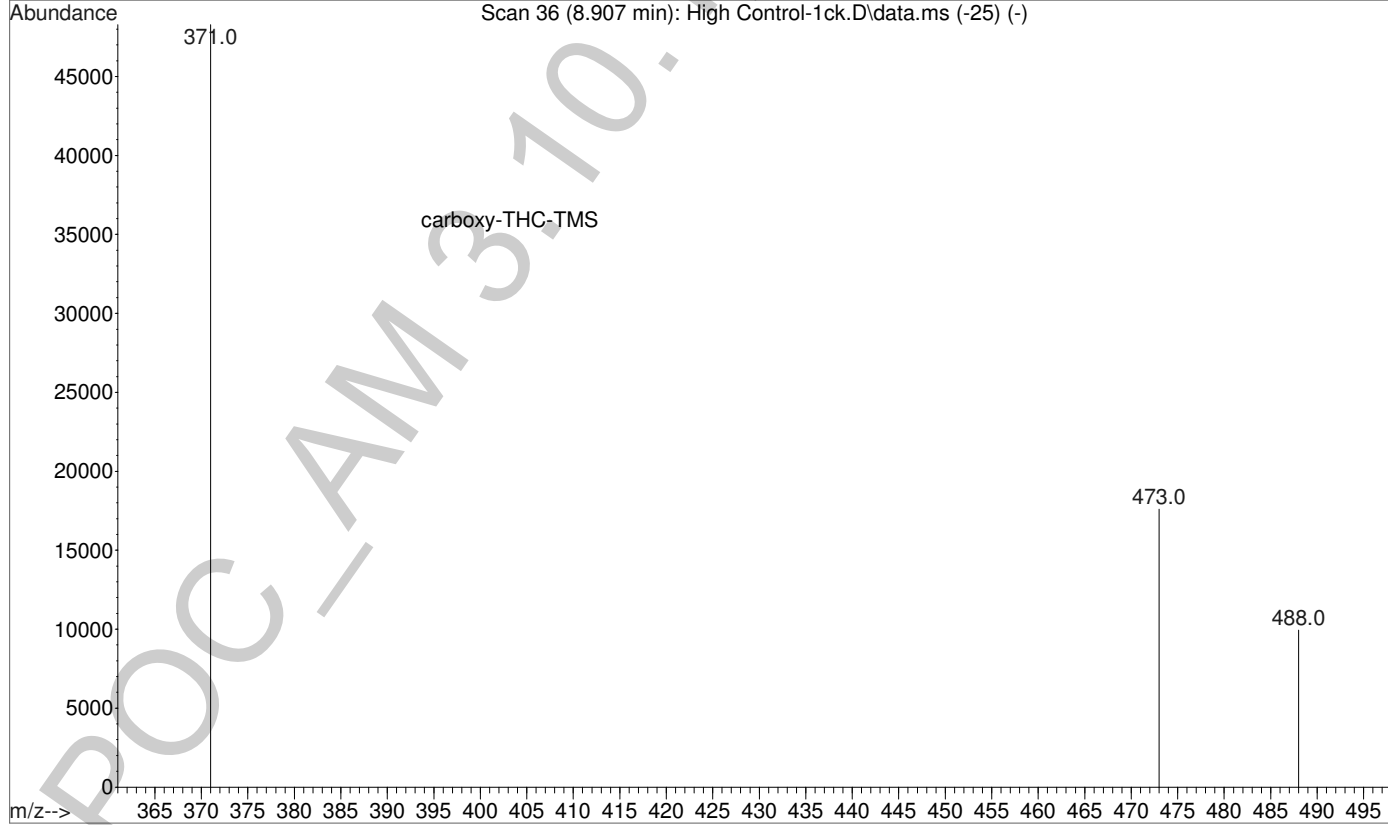
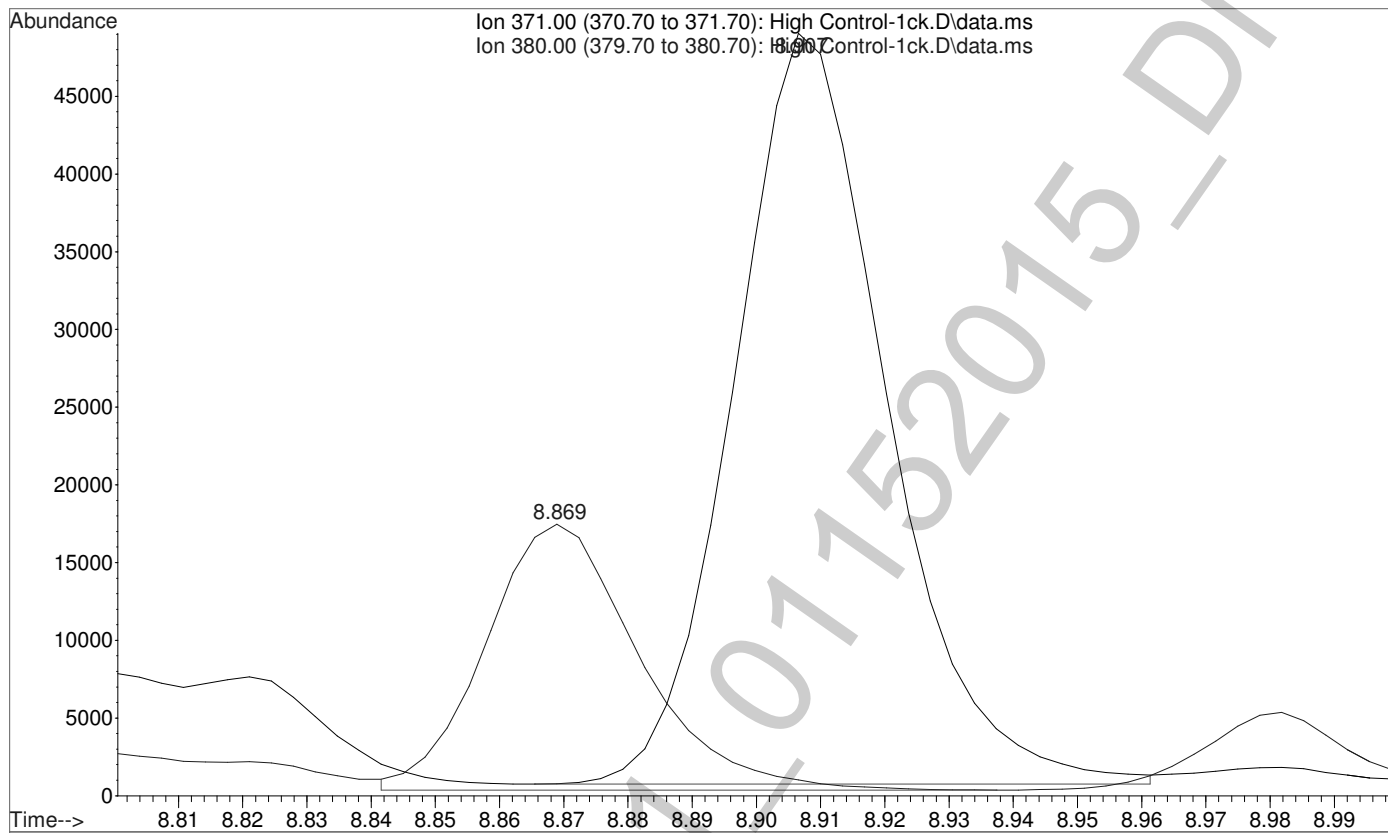
File :C:\gcms\1\data\Blood\011515MJ\High Control-1-fs.D
Operator : Pocatello Laboratory
Acquired : 15 Jan 2015 17:05 using AcqMethod CANNFS-11-10-2010.M
Instrument : Bones
Sample Name: High Control 60ng/mL
Misc Info : Analytical Method 3.10.1
Vial Number: 10



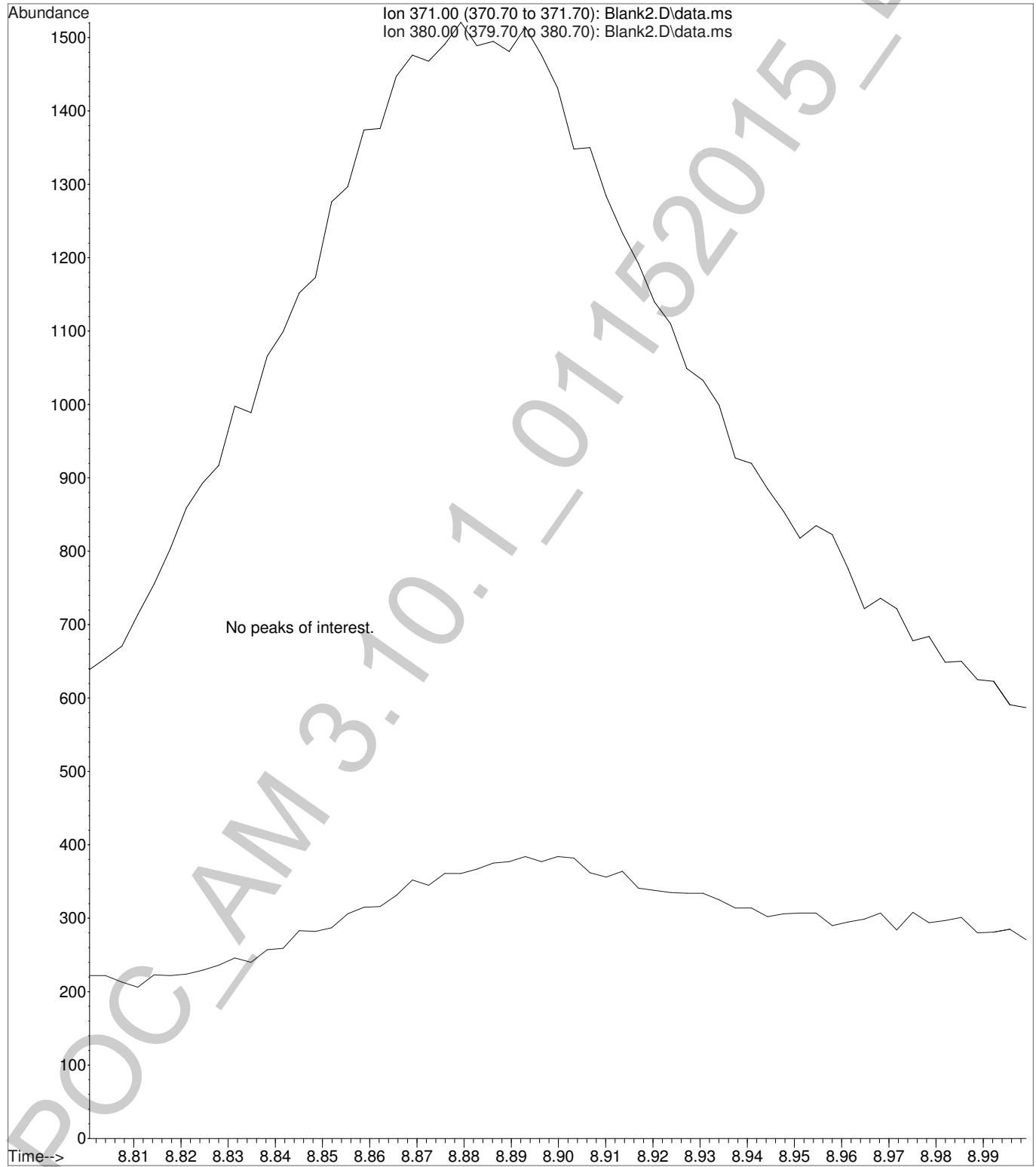
File :C:\gcms\1\data\Blood\011515MJ\High Control-1ck.D
Operator : Pocatello Laboratory
Acquired : 16 Jan 2015 8:01 using AcqMethod CANN-11-10-2010.M
Instrument : Bones
Sample Name: High Control 60ng/mL
Misc Info : Analytical Method 3.10.1
Vial Number: 10



File :C:\gcms\1\data\Blood\011515MJ\High Control-1ck.D
Operator : Pocatello Laboratory
Acquired : 16 Jan 2015 8:01 using AcqMethod CANN-11-10-2010.M
Instrument : Bones
Sample Name: High Control 60ng/mL
Misc Info : Analytical Method 3.10.1
Vial Number: 10



File :C:\gcms\1\data\Blood\011515MJ\Blank2.D
Operator : Pocatello Laboratory
Acquired : 16 Jan 2015 8:16 using AcqMethod CANN-11-10-2010.M
Instrument : Bones
Sample Name: Blank
Misc Info : CHCl3
Vial Number: 99



Calibration data of Carboxy-THC-D9-TMS

LvLID	Amount (ratio)	Response (ratio)	Data File
3	25.0000	29964.000000	C:\gcms\1\data\Blood\011515MJ\Calibrator Level 3.D
1	25.0000	34643.000000	C:\gcms\1\data\Blood\011515MJ\Calibrator Level 1.D
2	25.0000	30217.000000	C:\gcms\1\data\Blood\011515MJ\Calibrator Level 2.D
4	25.0000	29942.000000	C:\gcms\1\data\Blood\011515MJ\Calibrator Level 4.D
5	25.0000	30882.000000	C:\gcms\1\data\Blood\011515MJ\Calibrator Level 5.D
6	25.0000	31750.000000	C:\gcms\1\data\Blood\011515MJ\Calibrator Level 6.D

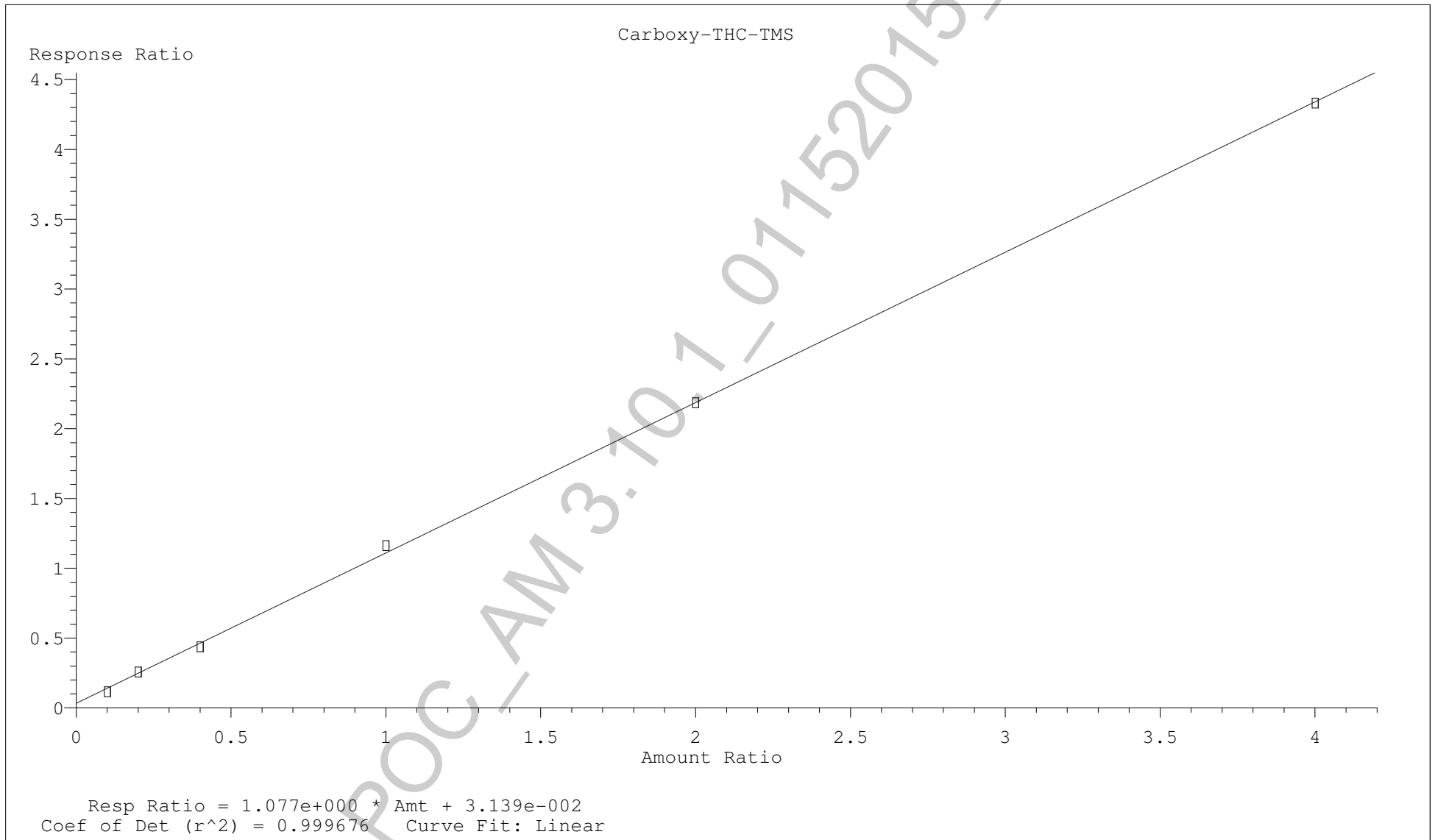
Internal Standard



POC_AM 3.10.1_01152015-0115

Calibration data of Carboxy-THC-TMS

LvLID	Amount (ratio)	Response (ratio)	bias (%)	Data File
3	0.4000	0.435823	-5.72	C:\gcms\1\data\Blood\011515MJ\Calibrator Level 3.D
1	0.1000	0.114540	-17.66	C:\gcms\1\data\Blood\011515MJ\Calibrator Level 1.D
2	0.2000	0.256313	3.84	C:\gcms\1\data\Blood\011515MJ\Calibrator Level 2.D
4	1.0000	1.161245	4.75	C:\gcms\1\data\Blood\011515MJ\Calibrator Level 4.D
5	2.0000	2.184347	-0.07	C:\gcms\1\data\Blood\011515MJ\Calibrator Level 5.D
6	4.0000	4.330551	-0.22	C:\gcms\1\data\Blood\011515MJ\Calibrator Level 6.D



Data Path : C:\gcms\1\data\Blood\011515MJ\
 Data File : Negative Control.D
 Acq On : 16 Jan 2015 8:31
 Operator : Pocatello Laboratory
 Sample : Negative Control: UTAK Lot B0130
 Misc : Analytical Method 3.10.1
 ALS Vial : 1 Sample Multiplier: 1



Quant Time: Jan 16 16:59:52 2015
 Quant Method : C:\gcms\1\methods\Cann11-10-2010.M
 Quant Title : Analytical Method 3.10.1: Blood Carboxy-THC
 QLast Update : Fri Jan 16 16:52:37 2015
 Response via : Initial Calibration


Compound	R.T.	QIon	Response	Conc	Units	Dev(Min)
Internal Standards						
1) Carboxy-THC-D9-TMS	8.862	380	29670	25.00	ng/mL	0.00
Target Compounds						
2) Carboxy-THC-TMS	8.920	371	109	Below Cal		Qvalue # 1

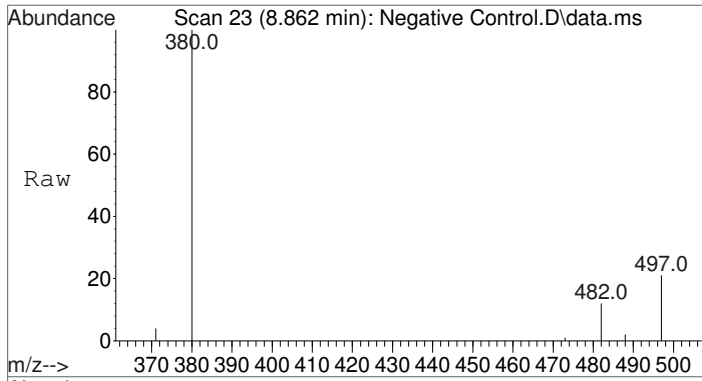
(#) = qualifier out of range (m) = manual integration (+) = signals summed

Quantitation Report (Not Reviewed)

Data Path : C:\gcms\1\data\Blood\011515MJ\
Data File : Negative Control.D
Acq On : 16 Jan 2015 8:31
Operator : Pocatello Laboratory
Sample : Negative Control: UTAK Lot B0130
Misc : Analytical Method 3.10.1
ALS Vial : 1 Sample Multiplier: 1

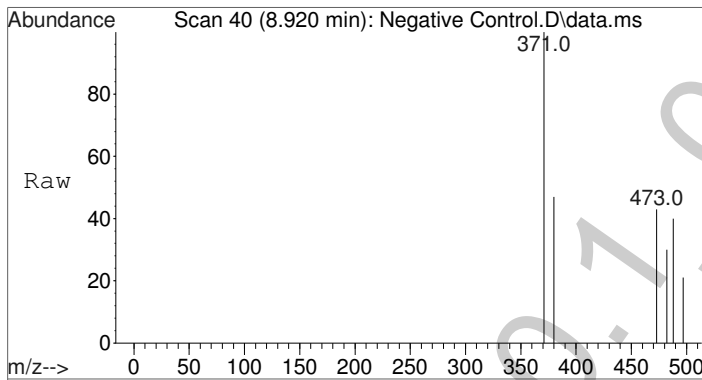
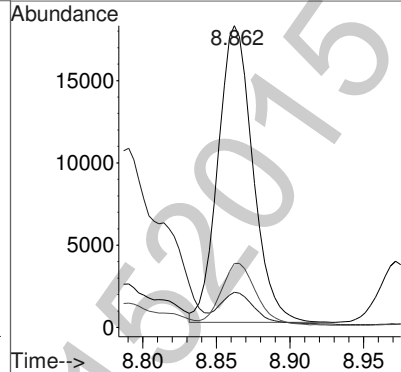
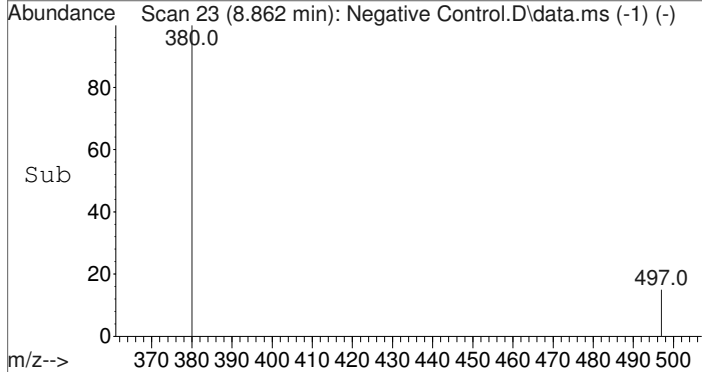
Quant Time: Jan 16 16:59:52 2015
Quant Method : C:\gcms\1\methods\Cann11-10-2010.M
Quant Title : Analytical Method 3.10.1: Blood Carboxy-THC
QLast Update : Fri Jan 16 16:52:37 2015
Response via : Initial Calibration





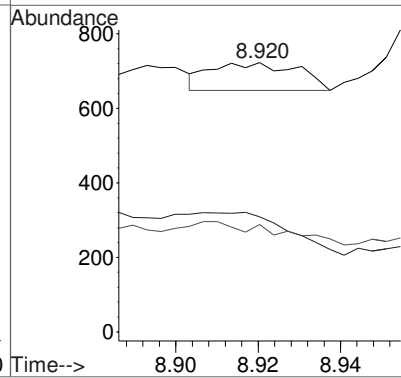
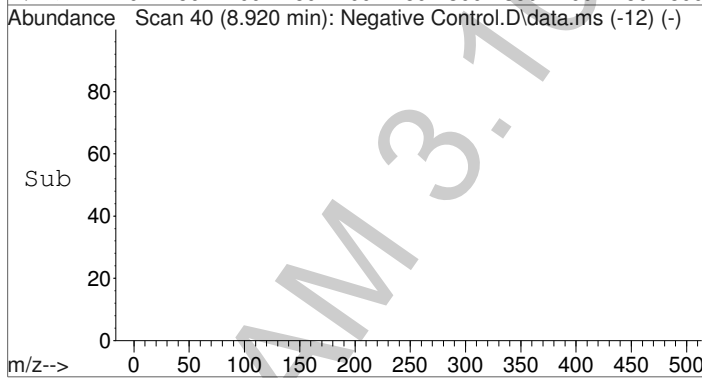
#1
 Carboxy-THC-D9-TMS
 Concen: 25.00 ng/mL
 RT: 8.862 min Scan# 23
 Delta R.T. 0.000 min
 Lab File: Negative Control.D
 Acq: 16 Jan 2015 8:31

Tgt Ion	Ratio	Resp	Lower	Upper
380	100	29670		
482	10.5	8.3	12.5	
497	20.9	17.6	26.4	

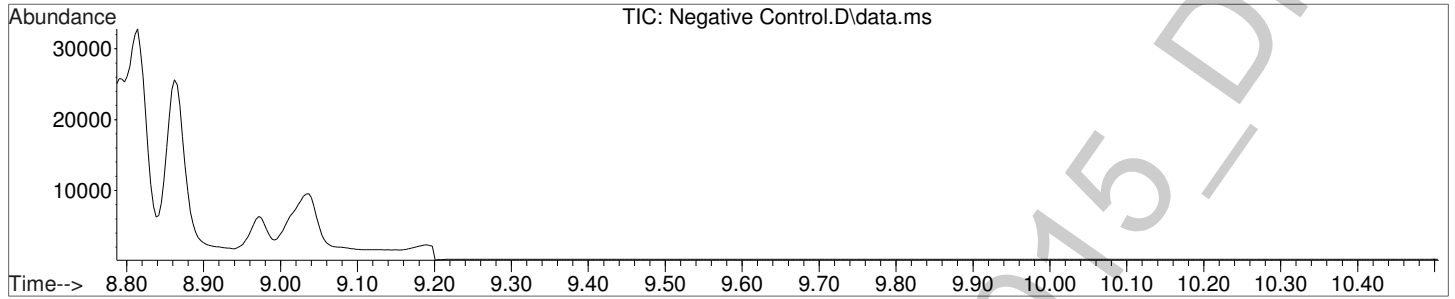


#2
 Carboxy-THC-TMS
 Concen: Below Cal
 RT: 8.920 min Scan# 40
 Delta R.T. 0.017 min
 Lab File: Negative Control.D
 Acq: 16 Jan 2015 8:31

Tgt Ion	Ratio	Resp	Lower	Upper
371	100	109		
473	193.6	32.8	49.2#	
488	92.7	19.2	28.8#	

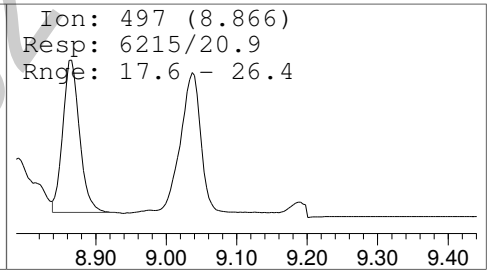
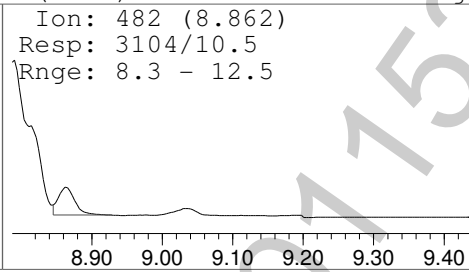
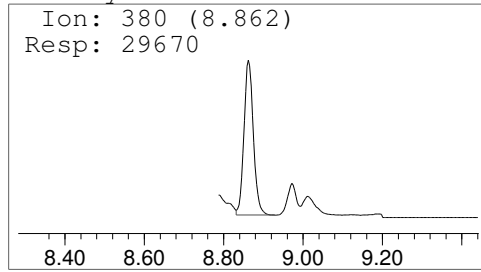


Data Path : C:\gcms\1\data\Blood\011515MJ\
Data File : Negative Control.D
Acq On : 16 Jan 2015 8:31
Operator : Pocatello Laboratory
Sample : Negative Control: UTAK Lot B0130
Misc : Analytical Method 3.10.1
ALS Vial : 1 Sample Multiplier: 1



Carboxy-THC-D9-TMS

(ISTD) Amount: 25.00 ng/mL



Data Path : C:\gcms\1\data\Blood\011515MJ\
 Data File : Calibrator Level 1.D
 Acq On : 16 Jan 2015 8:46
 Operator : Pocatello Laboratory
 Sample : Calibrator Level 1: 2.5 ng/mL
 Misc : Analytical Method 3.10.1
 ALS Vial : 2 Sample Multiplier: 1

Quant Time: Jan 16 16:52:44 2015
 Quant Method : C:\gcms\1\methods\Cann11-10-2010.M
 Quant Title : Analytical Method 3.10.1: Blood Carboxy-THC
 QLast Update : Fri Jan 16 16:52:37 2015
 Response via : Initial Calibration

Compound	R.T.	QIon	Response	Conc	Units	Dev(Min)
Internal Standards						
1) Carboxy-THC-D9-TMS	8.866	380	34643	25.00	ng/mL	0.00
Target Compounds						
2) Carboxy-THC-TMS	8.903	371	3968	1.93	ng/mL#	Qvalue * 86


(#) = qualifier out of range (m) = manual integration (+) = signals summed

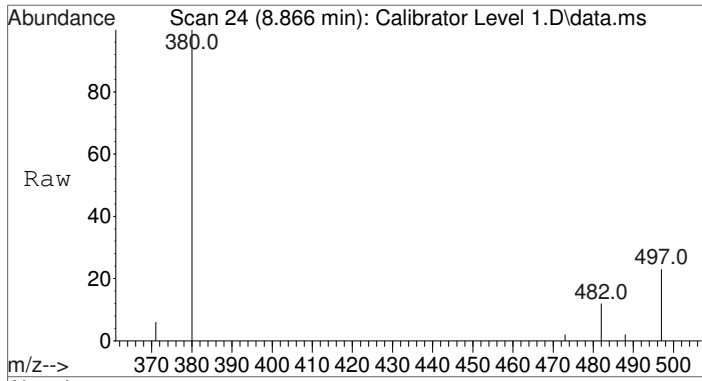
*Refer to manual integration.

Quantitation Report (Not Reviewed)

Data Path : C:\gcms\1\data\Blood\011515MJ\
Data File : Calibrator Level 1.D
Acq On : 16 Jan 2015 8:46
Operator : Pocatello Laboratory
Sample : Calibrator Level 1: 2.5 ng/mL
Misc : Analytical Method 3.10.1
ALS Vial : 2 Sample Multiplier: 1

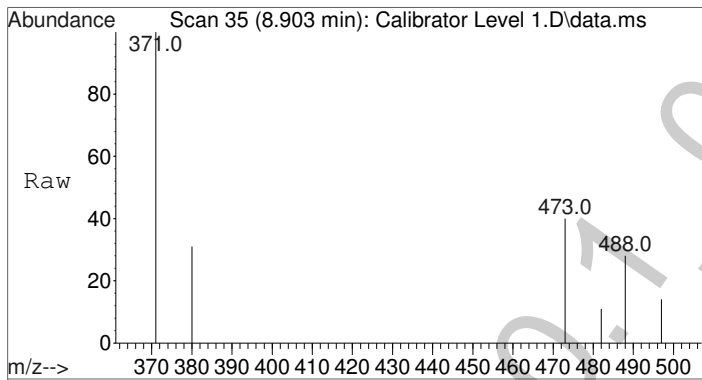
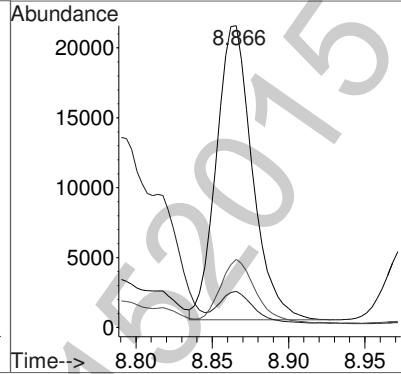
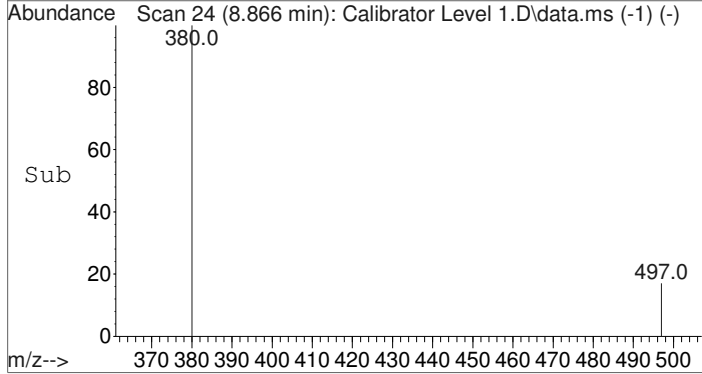
Quant Time: Jan 16 16:52:44 2015
Quant Method : C:\gcms\1\methods\Cann11-10-2010.M
Quant Title : Analytical Method 3.10.1: Blood Carboxy-THC
QLast Update : Fri Jan 16 16:52:37 2015
Response via : Initial Calibration





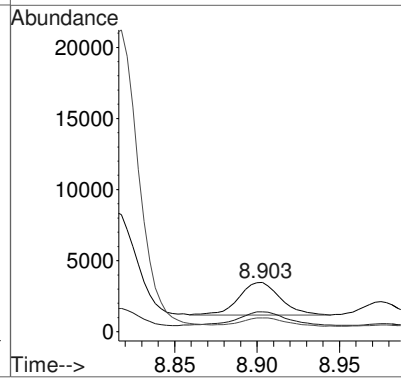

#1
 Carboxy-THC-D9-TMS
 Concen: 25.00 ng/mL
 RT: 8.866 min Scan# 24
 Delta R.T. 0.004 min
 Lab File: Calibrator Level 1.D
 Acq: 16 Jan 2015 8:46

Tgt Ion	Ratio	Resp	Lower	Upper
380	100	34643		
482	10.6	8.3	12.5	
497	21.1	17.6	26.4	

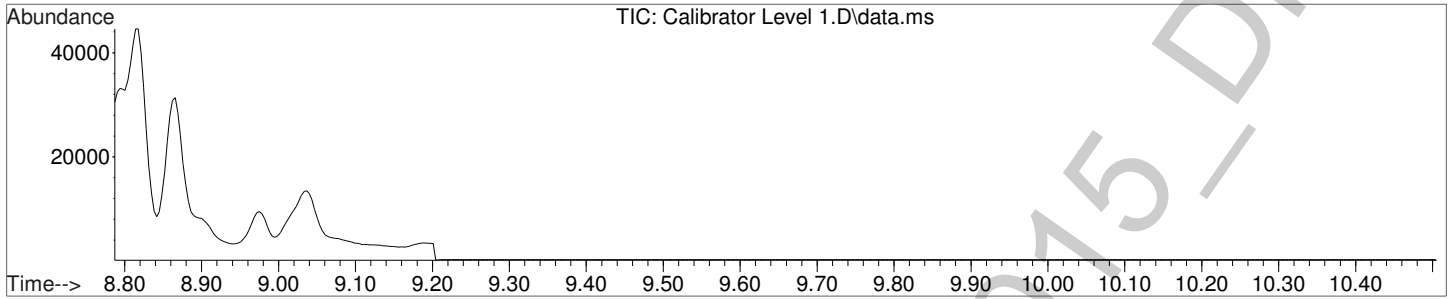


#2
 Carboxy-THC-TMS
 Concen: 1.93 ng/mL
 RT: 8.903 min Scan# 35
 Delta R.T. -0.000 min
 Lab File: Calibrator Level 1.D
 Acq: 16 Jan 2015 8:46

Tgt Ion	Ratio	Resp	Lower	Upper
371	100	3968		
473	51.2	32.8	49.2#	
488	29.3	19.2	28.8#	

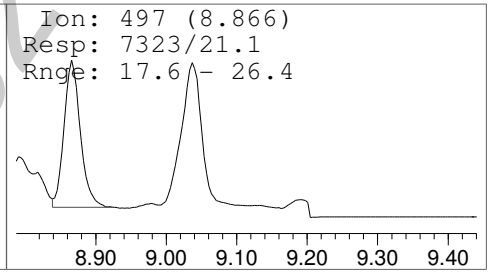
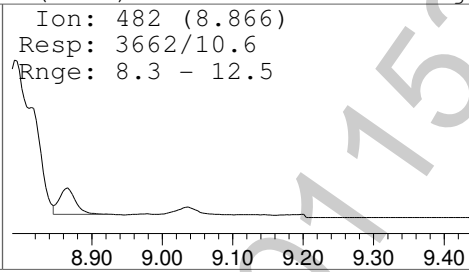
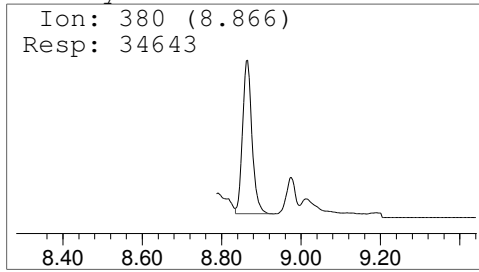


Data Path : C:\gcms\1\data\Blood\011515MJ\
 Data File : Calibrator Level 1.D
 Acq On : 16 Jan 2015 8:46
 Operator : Pocatello Laboratory
 Sample : Calibrator Level 1: 2.5 ng/mL
 Misc : Analytical Method 3.10.1
 ALS Vial : 2 Sample Multiplier: 1



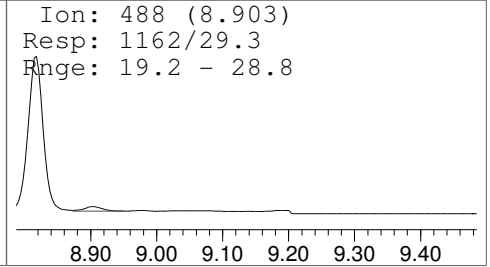
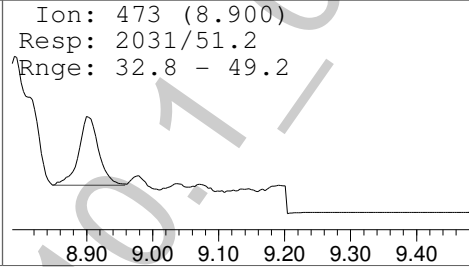
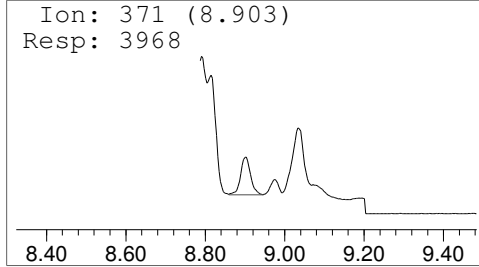
Carboxy-THC-D9-TMS

(ISTD) Amount: 25.00 ng/mL



Carboxy-THC-TMS

Amount: 1.93 ng/mL



Data Path : C:\gcms\1\data\Blood\011515MJ\
 Data File : Calibrator Level 1.D
 Acq On : 16 Jan 2015 8:46
 Operator : Pocatello Laboratory
 Sample : Calibrator Level 1: 2.5 ng/mL
 Misc : Analytical Method 3.10.1
 ALS Vial : 2 Sample Multiplier: 1

Quant Time: Jan 16 16:52:44 2015
 Quant Method : C:\gcms\1\methods\Cann11-10-2010.M
 Quant Title : Analytical Method 3.10.1: Blood Carboxy-THC
 QLast Update : Fri Jan 16 16:52:37 2015
 Response via : Initial Calibration


Compound	R.T.	QIon	Response	Conc	Units	Dev(Min)
Internal Standards						
1) Carboxy-THC-D9-TMS	8.866	380	34643	25.00	ng/mL	0.00
Target Compounds						
2) Carboxy-THC-TMS	8.903	371	4333m	2.17	ng/mL	Qvalue *

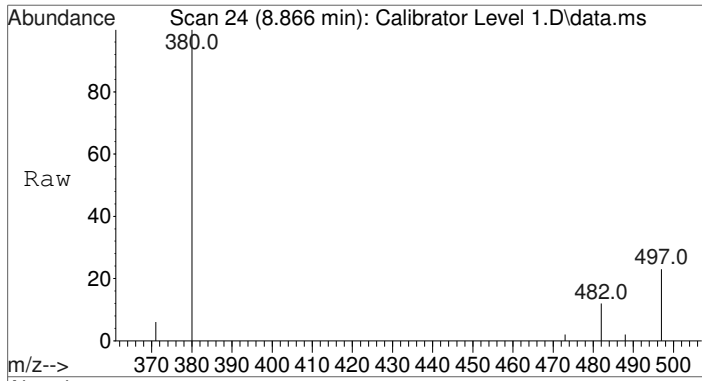

(#) = qualifier out of range (m) = manual integration (+) = signals summed

***Manual integration successful.**

Data Path : C:\gcms\1\data\Blood\011515MJ\
Data File : Calibrator Level 1.D
Acq On : 16 Jan 2015 8:46
Operator : Pocatello Laboratory
Sample : Calibrator Level 1: 2.5 ng/mL
Misc : Analytical Method 3.10.1
ALS Vial : 2 Sample Multiplier: 1

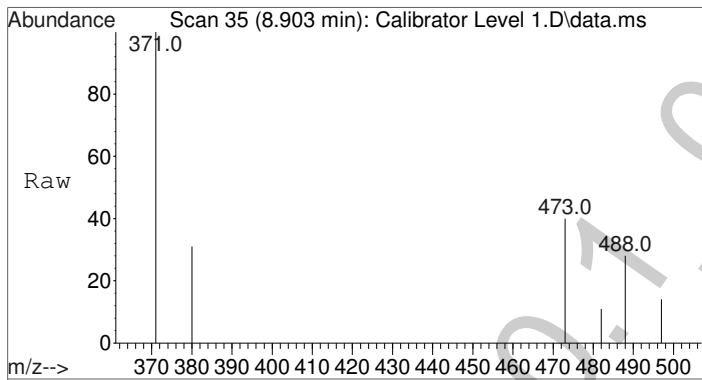
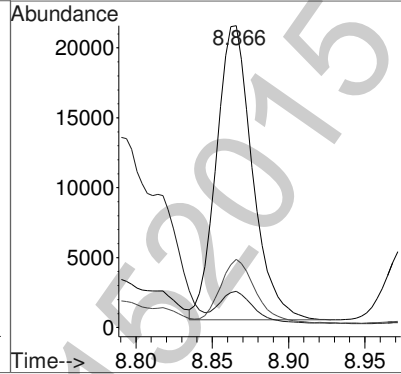
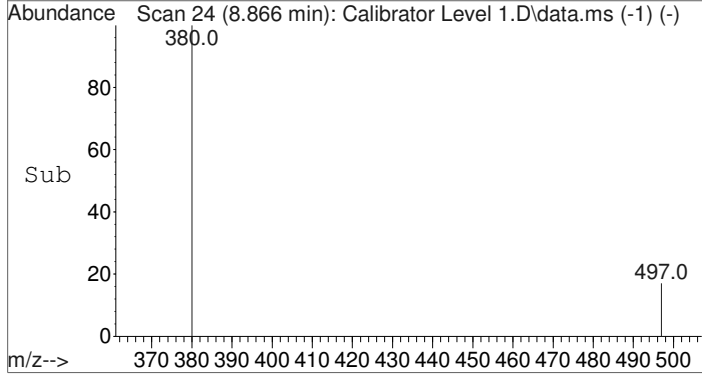
Quant Time: Jan 16 16:52:44 2015
Quant Method : C:\gcms\1\methods\Cann11-10-2010.M
Quant Title : Analytical Method 3.10.1: Blood Carboxy-THC
QLast Update : Fri Jan 16 16:52:37 2015
Response via : Initial Calibration





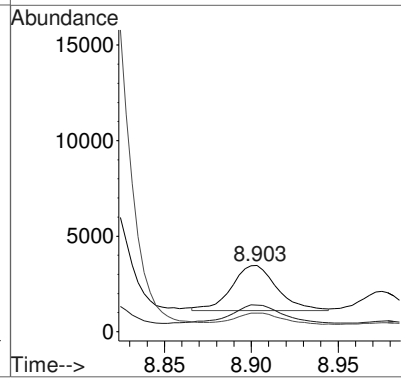

#1
 Carboxy-THC-D9-TMS
 Concen: 25.00 ng/mL
 RT: 8.866 min Scan# 24
 Delta R.T. 0.004 min
 Lab File: Calibrator Level 1.D
 Acq: 16 Jan 2015 8:46

Tgt Ion	Ratio	Resp	Lower	Upper
380	100	34643		
482	10.6	8.3	12.5	
497	21.1	17.6	26.4	



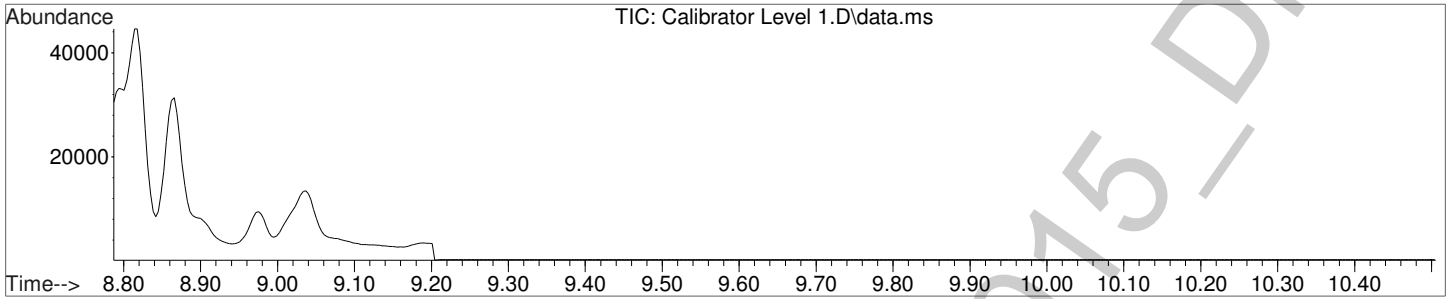
#2
 Carboxy-THC-TMS
 Concen: 2.17 ng/mL m
 RT: 8.903 min Scan# 35
 Delta R.T. -0.000 min
 Lab File: Calibrator Level 1.D
 Acq: 16 Jan 2015 8:46

Tgt Ion	Ratio	Resp	Lower	Upper
371	100	4333		
473	46.9	32.8	49.2	
488	26.8	19.2	28.8	



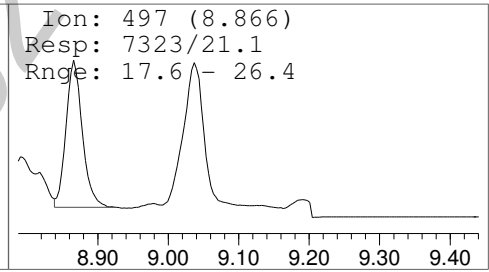
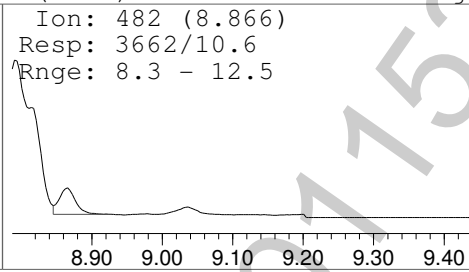
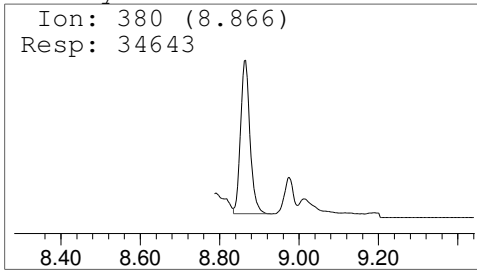


Data Path : C:\gcms\1\data\Blood\011515MJ\
 Data File : Calibrator Level 1.D
 Acq On : 16 Jan 2015 8:46
 Operator : Pocatello Laboratory
 Sample : Calibrator Level 1: 2.5 ng/mL
 Misc : Analytical Method 3.10.1
 ALS Vial : 2 Sample Multiplier: 1



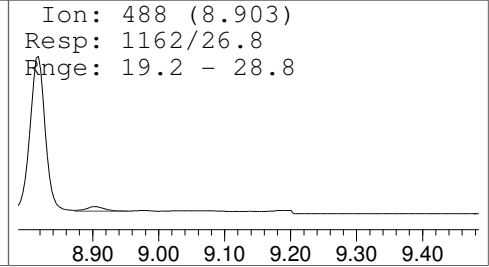
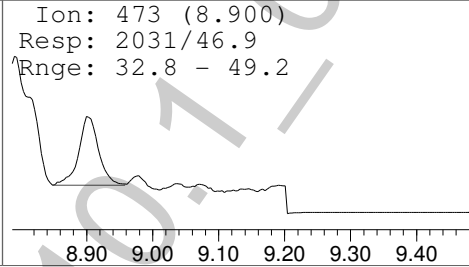
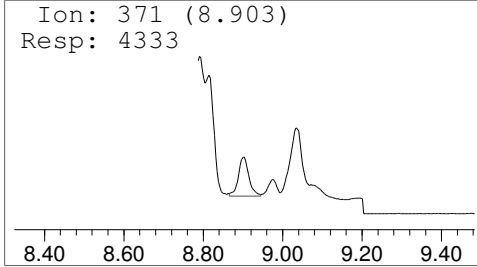
Carboxy-THC-D9-TMS

(ISTD) Amount: 25.00 ng/mL



Carboxy-THC-TMS

Amount: 2.17 ng/mL



Data Path : C:\gcms\1\data\Blood\011515MJ\
 Data File : Calibrator Level 2.D
 Acq On : 16 Jan 2015 9:01
 Operator : Pocatello Laboratory
 Sample : Calibrator Level 2: 5 ng/mL
 Misc : Analytical Method 3.10.1
 ALS Vial : 3 Sample Multiplier: 1

Quant Time: Jan 16 16:52:49 2015
 Quant Method : C:\gcms\1\methods\Cann11-10-2010.M
 Quant Title : Analytical Method 3.10.1: Blood Carboxy-THC
 QLast Update : Fri Jan 16 16:52:37 2015
 Response via : Initial Calibration

Compound	R.T.	QIon	Response	Conc	Units	Dev(Min)
Internal Standards						
1) Carboxy-THC-D9-TMS	8.862	380	30217	25.00	ng/mL	0.00
Target Compounds						
2) Carboxy-THC-TMS	8.900	371	7745	5.22	ng/mL	Qvalue 97


(#) = qualifier out of range (m) = manual integration (+) = signals summed

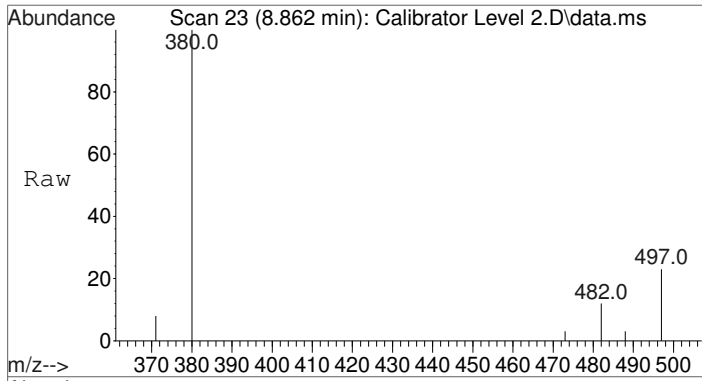


Quantitation Report (Not Reviewed)

Data Path : C:\gcms\1\data\Blood\011515MJ\
Data File : Calibrator Level 2.D
Acq On : 16 Jan 2015 9:01
Operator : Pocatello Laboratory
Sample : Calibrator Level 2: 5 ng/mL
Misc : Analytical Method 3.10.1
ALS Vial : 3 Sample Multiplier: 1

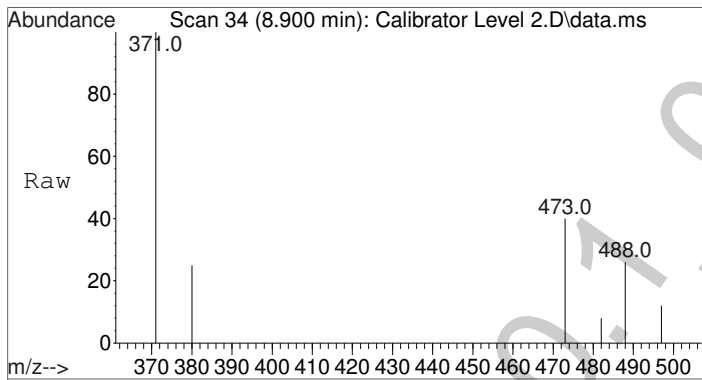
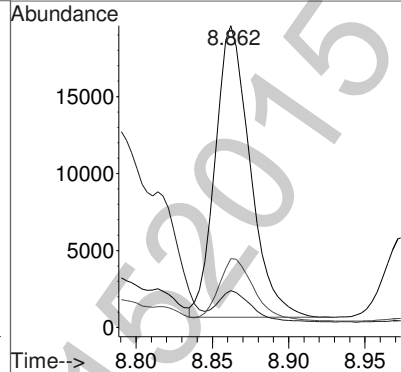
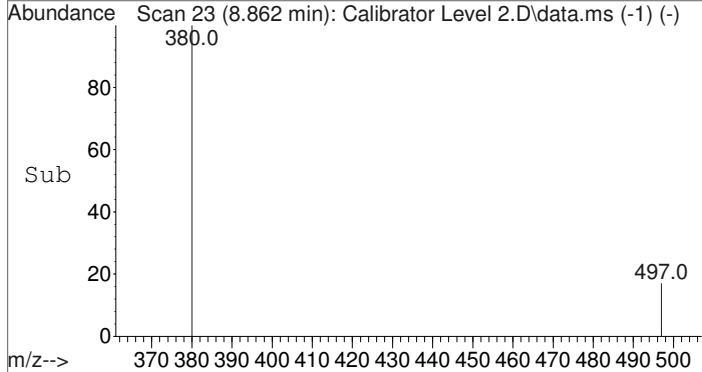
Quant Time: Jan 16 16:52:49 2015
Quant Method : C:\gcms\1\methods\Cann11-10-2010.M
Quant Title : Analytical Method 3.10.1: Blood Carboxy-THC
QLast Update : Fri Jan 16 16:52:37 2015
Response via : Initial Calibration





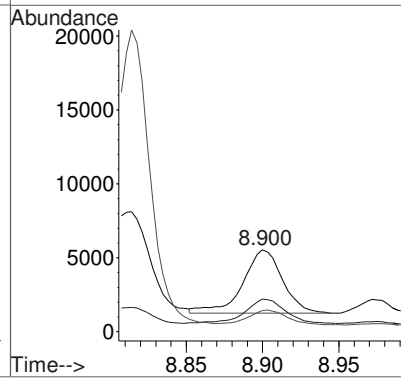

#1
 Carboxy-THC-D9-TMS
 Concen: 25.00 ng/mL
 RT: 8.862 min Scan# 23
 Delta R.T. 0.000 min
 Lab File: Calibrator Level 2.D
 Acq: 16 Jan 2015 9:01

Tgt Ion	Ratio	Resp	Lower	Upper
380	100	30217		
482	10.4	8.3	12.5	
497	21.7	17.6	26.4	

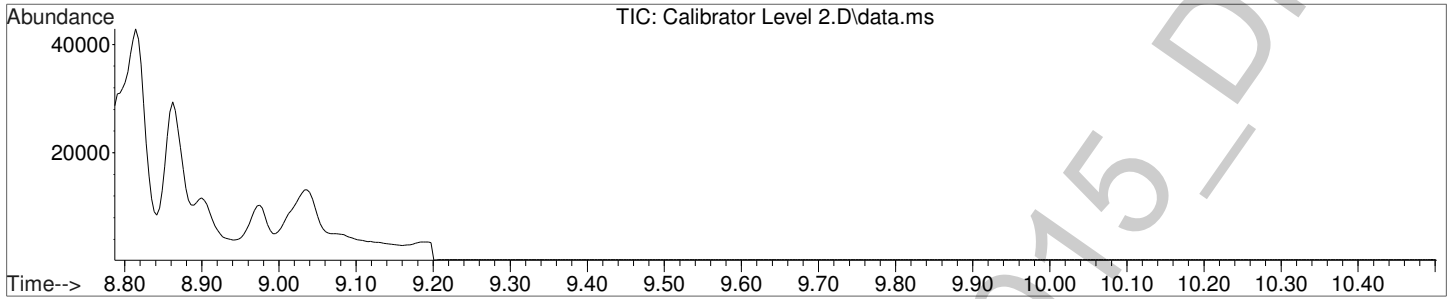


#2
 Carboxy-THC-TMS
 Concen: 5.22 ng/mL
 RT: 8.900 min Scan# 34
 Delta R.T. -0.004 min
 Lab File: Calibrator Level 2.D
 Acq: 16 Jan 2015 9:01

Tgt Ion	Ratio	Resp	Lower	Upper
371	100	7745		
473	38.7	32.8	49.2	
488	23.2	19.2	28.8	

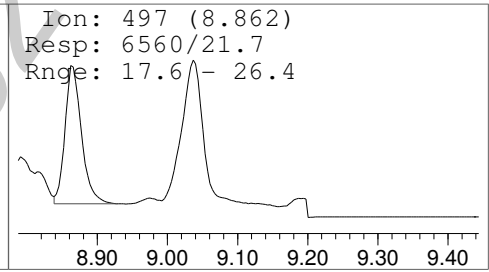
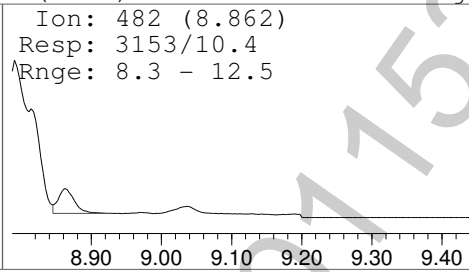
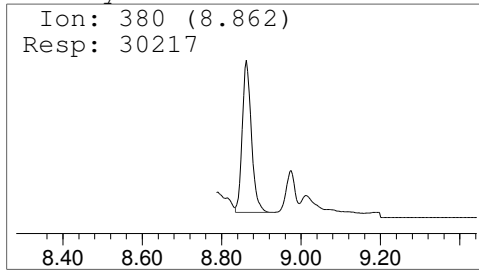


Data Path : C:\gcms\1\data\Blood\011515MJ\
 Data File : Calibrator Level 2.D
 Acq On : 16 Jan 2015 9:01
 Operator : Pocatello Laboratory
 Sample : Calibrator Level 2: 5 ng/mL
 Misc : Analytical Method 3.10.1
 ALS Vial : 3 Sample Multiplier: 1



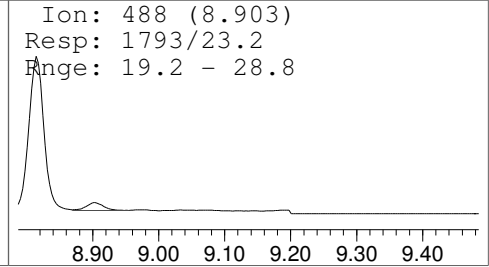
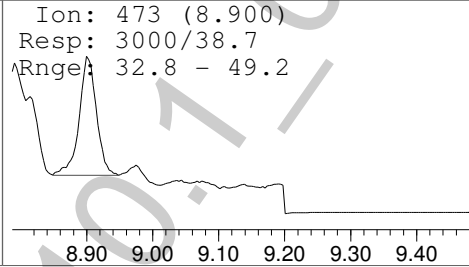
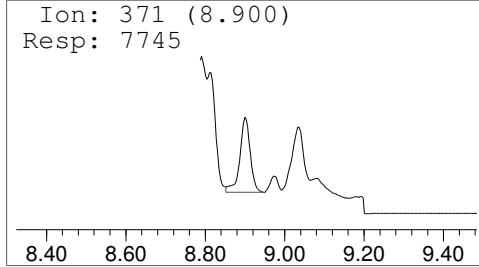
Carboxy-THC-D9-TMS

(ISTD) Amount: 25.00 ng/mL



Carboxy-THC-TMS

Amount: 5.22 ng/mL



Data Path : C:\gcms\1\data\Blood\011515MJ\
 Data File : Calibrator Level 3.D
 Acq On : 16 Jan 2015 9:16
 Operator : Pocatello Laboratory
 Sample : Calibrator Level 3: 10 ng/mL
 Misc : Analytical Method 3.10.1
 ALS Vial : 4 Sample Multiplier: 1


Quant Time: Jan 16 16:52:56 2015
 Quant Method : C:\gcms\1\methods\Cann11-10-2010.M
 Quant Title : Analytical Method 3.10.1: Blood Carboxy-THC
 QLast Update : Fri Jan 16 16:52:37 2015
 Response via : Initial Calibration

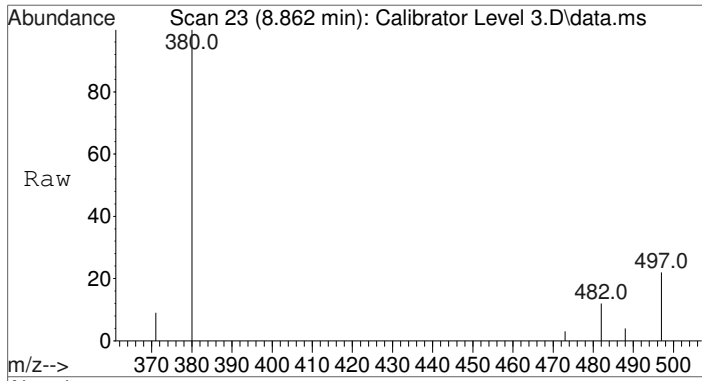
Compound	R.T.	QIon	Response	Conc	Units	Dev(Min)
Internal Standards						
1) Carboxy-THC-D9-TMS	8.862	380	29964	25.00	ng/mL	0.00
Target Compounds						
2) Carboxy-THC-TMS	8.903	371	13059	9.39	ng/mL	Qvalue 100

(#) = qualifier out of range (m) = manual integration (+) = signals summed

Data Path : C:\gcms\1\data\Blood\011515MJ\
Data File : Calibrator Level 3.D
Acq On : 16 Jan 2015 9:16
Operator : Pocatello Laboratory
Sample : Calibrator Level 3: 10 ng/mL
Misc : Analytical Method 3.10.1
ALS Vial : 4 Sample Multiplier: 1

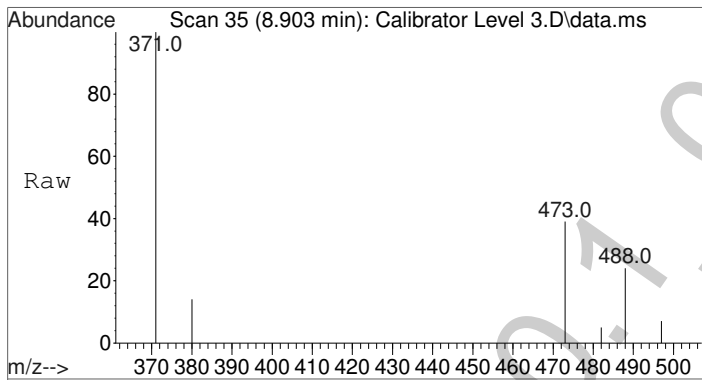
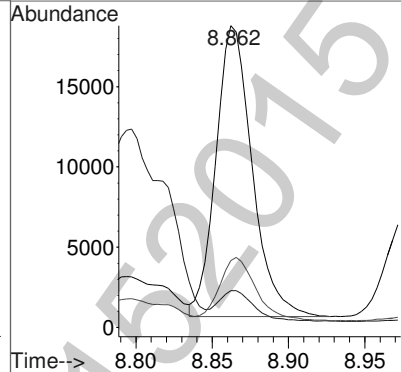
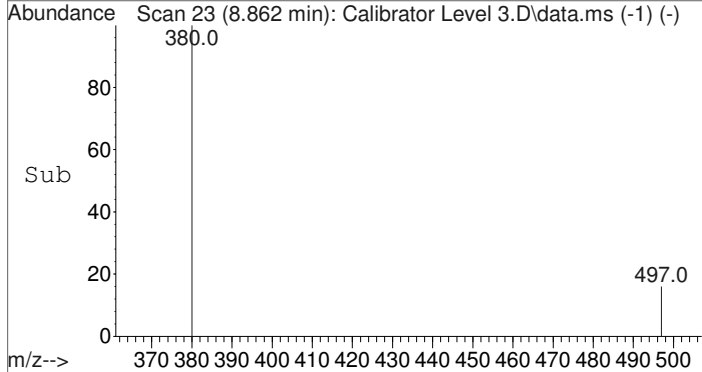
Quant Time: Jan 16 16:52:56 2015
Quant Method : C:\gcms\1\methods\Cann11-10-2010.M
Quant Title : Analytical Method 3.10.1: Blood Carboxy-THC
QLast Update : Fri Jan 16 16:52:37 2015
Response via : Initial Calibration





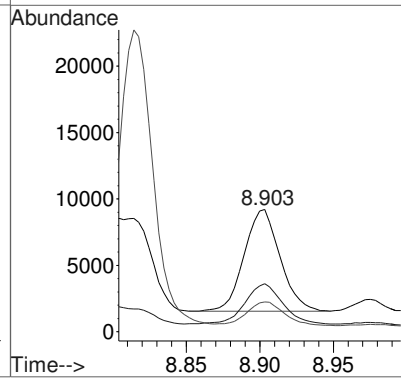

#1
 Carboxy-THC-D9-TMS
 Concen: 25.00 ng/mL
 RT: 8.862 min Scan# 23
 Delta R.T. 0.000 min
 Lab File: Calibrator Level 3.D
 Acq: 16 Jan 2015 9:16

Tgt Ion	Ratio	Resp	Lower	Upper
380	100	29964		
482	10.4	8.3	12.5	
497	22.0	17.6	26.4	

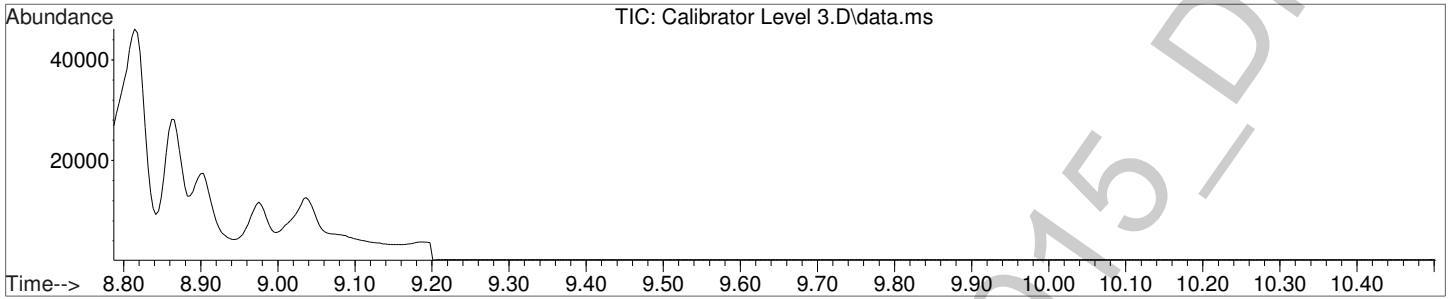


#2
 Carboxy-THC-TMS
 Concen: 9.39 ng/mL
 RT: 8.903 min Scan# 35
 Delta R.T. 0.000 min
 Lab File: Calibrator Level 3.D
 Acq: 16 Jan 2015 9:16

Tgt Ion	Ratio	Resp	Lower	Upper
371	100	13059		
473	41.0	32.8	49.2	
488	24.0	19.2	28.8	

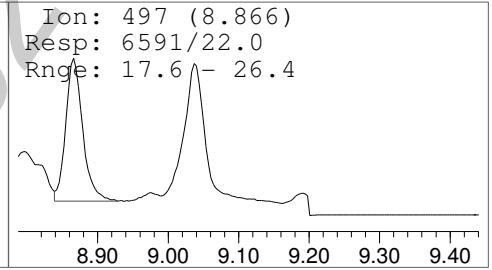
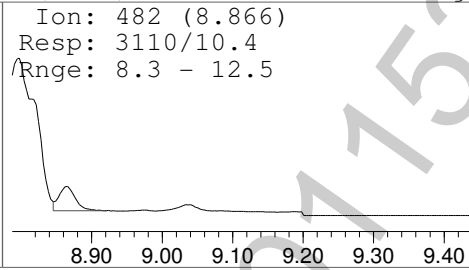
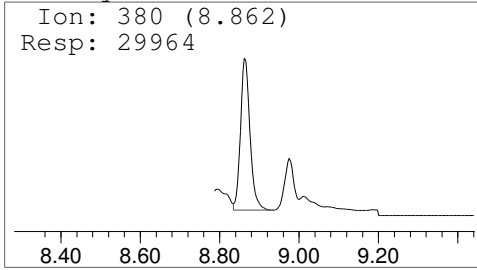


Data Path : C:\gcms\1\data\Blood\011515MJ\
 Data File : Calibrator Level 3.D
 Acq On : 16 Jan 2015 9:16
 Operator : Pocatello Laboratory
 Sample : Calibrator Level 3: 10 ng/mL
 Misc : Analytical Method 3.10.1
 ALS Vial : 4 Sample Multiplier: 1



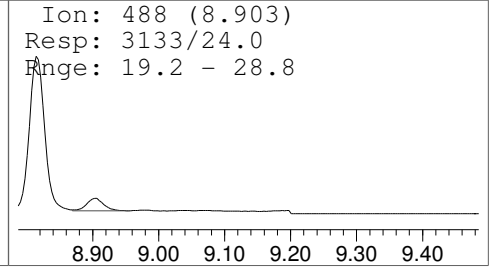
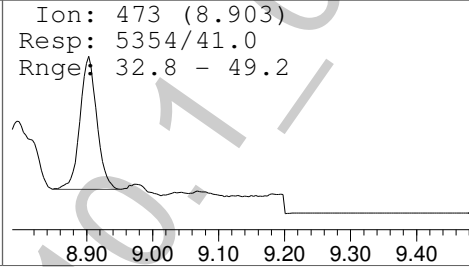
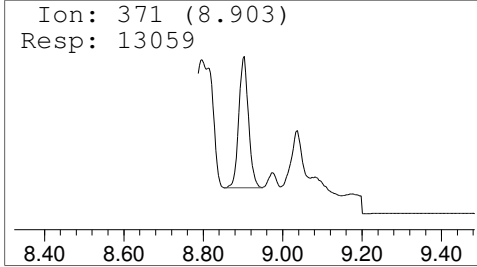
Carboxy-THC-D9-TMS

(ISTD) Amount: 25.00 ng/mL



Carboxy-THC-TMS

Amount: 9.39 ng/mL



Data Path : C:\gcms\1\data\Blood\011515MJ\
 Data File : Calibrator Level 4.D
 Acq On : 16 Jan 2015 9:31
 Operator : Pocatello Laboratory
 Sample : Calibrator Level 4: 25 ng/mL
 Misc : Analytical Method 3.10.1
 ALS Vial : 5 Sample Multiplier: 1

Quant Time: Jan 16 16:53:01 2015
 Quant Method : C:\gcms\1\methods\Cann11-10-2010.M
 Quant Title : Analytical Method 3.10.1: Blood Carboxy-THC
 QLast Update : Fri Jan 16 16:52:37 2015
 Response via : Initial Calibration

Compound	R.T.	QIon	Response	Conc	Units	Dev(Min)
Internal Standards						
1) Carboxy-THC-D9-TMS	8.866	380	29942	25.00	ng/mL	0.00
Target Compounds						
2) Carboxy-THC-TMS	8.900	371	34770	26.22	ng/mL	Qvalue 97


(#) = qualifier out of range (m) = manual integration (+) = signals summed

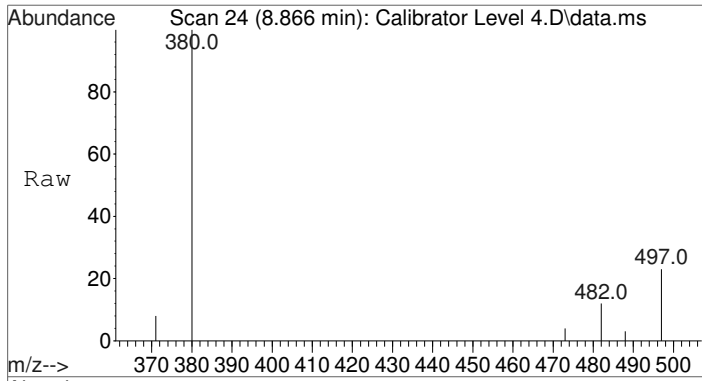


Quantitation Report (Not Reviewed)

Data Path : C:\gcms\1\data\Blood\011515MJ\
Data File : Calibrator Level 4.D
Acq On : 16 Jan 2015 9:31
Operator : Pocatello Laboratory
Sample : Calibrator Level 4: 25 ng/mL
Misc : Analytical Method 3.10.1
ALS Vial : 5 Sample Multiplier: 1

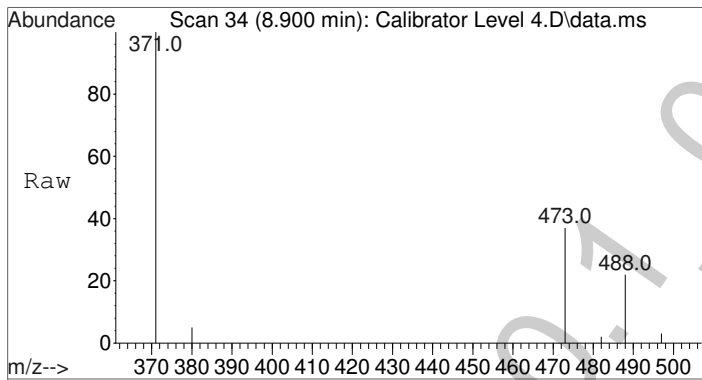
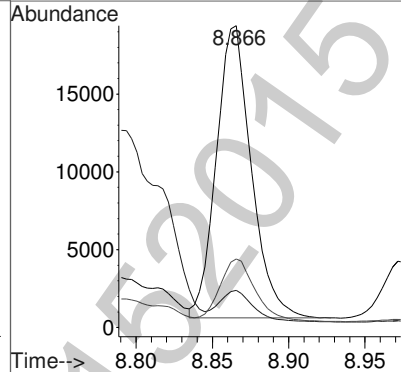
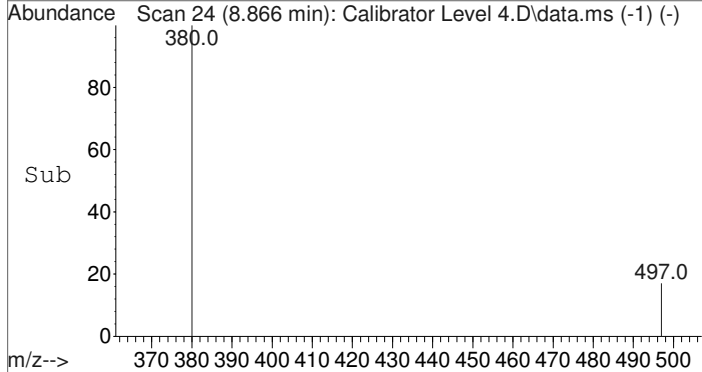
Quant Time: Jan 16 16:53:01 2015
Quant Method : C:\gcms\1\methods\Cann11-10-2010.M
Quant Title : Analytical Method 3.10.1: Blood Carboxy-THC
QLast Update : Fri Jan 16 16:52:37 2015
Response via : Initial Calibration





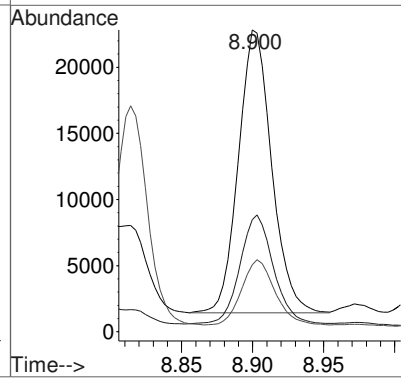

#1
 Carboxy-THC-D9-TMS
 Concen: 25.00 ng/mL
 RT: 8.866 min Scan# 24
 Delta R.T. 0.004 min
 Lab File: Calibrator Level 4.D
 Acq: 16 Jan 2015 9:31

Tgt Ion	Ratio	Resp	Lower	Upper
380	100	29942		
482	10.6	8.3	12.5	
497	21.8	17.6	26.4	

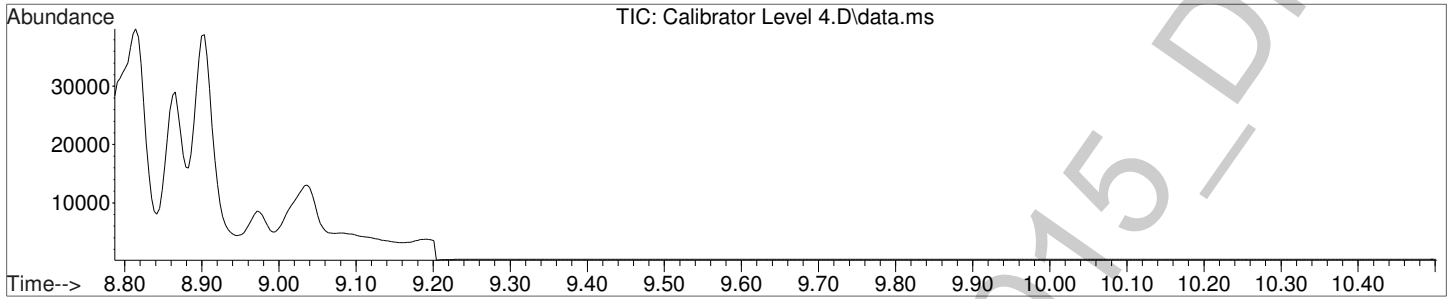


#2
 Carboxy-THC-TMS
 Concen: 26.22 ng/mL
 RT: 8.900 min Scan# 34
 Delta R.T. -0.004 min
 Lab File: Calibrator Level 4.D
 Acq: 16 Jan 2015 9:31

Tgt Ion	Ratio	Resp	Lower	Upper
371	100	34770		
473	38.6	32.8	49.2	
488	22.9	19.2	28.8	

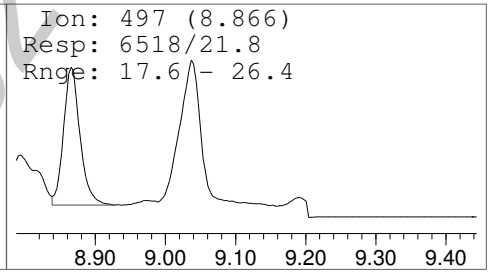
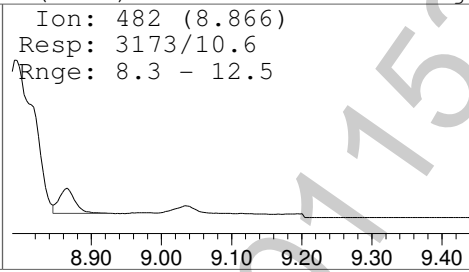
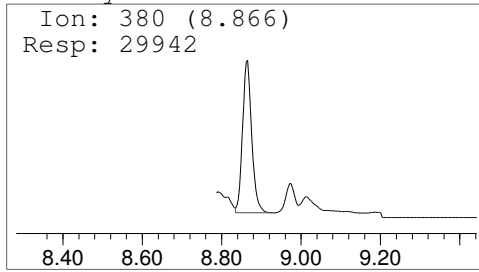


Data Path : C:\gcms\1\data\Blood\011515MJ\
 Data File : Calibrator Level 4.D
 Acq On : 16 Jan 2015 9:31
 Operator : Pocatello Laboratory
 Sample : Calibrator Level 4: 25 ng/mL
 Misc : Analytical Method 3.10.1
 ALS Vial : 5 Sample Multiplier: 1



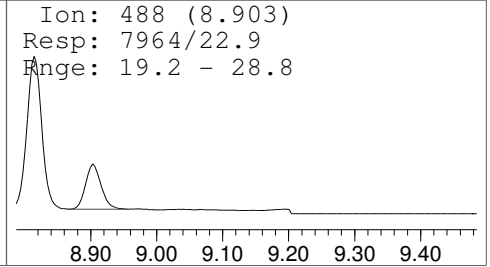
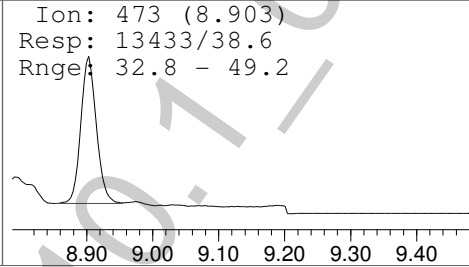
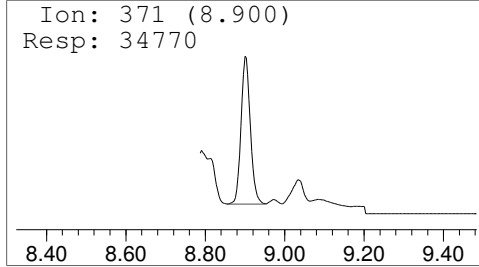
Carboxy-THC-D9-TMS

(ISTD) Amount: 25.00 ng/mL



Carboxy-THC-TMS

Amount: 26.22 ng/mL



Data Path : C:\gcms\1\data\Blood\011515MJ\
 Data File : Calibrator Level 5.D
 Acq On : 16 Jan 2015 9:45
 Operator : Pocatello Laboratory
 Sample : Calibrator Level 5: 50 ng/mL
 Misc : Analytical Method 3.10.1
 ALS Vial : 6 Sample Multiplier: 1

Quant Time: Jan 16 16:53:06 2015
 Quant Method : C:\gcms\1\methods\Cann11-10-2010.M
 Quant Title : Analytical Method 3.10.1: Blood Carboxy-THC
 QLast Update : Fri Jan 16 16:52:37 2015
 Response via : Initial Calibration

Compound	R.T.	QIon	Response	Conc	Units	Dev(Min)
Internal Standards						
1) Carboxy-THC-D9-TMS	8.862	380	30882	25.00	ng/mL	0.00
Target Compounds						
2) Carboxy-THC-TMS	8.899	371	67457	49.97	ng/mL	Qvalue 96

(#) = qualifier out of range (m) = manual integration (+) = signals summed




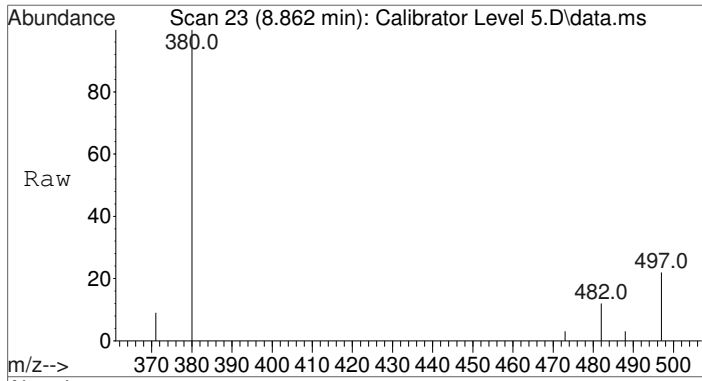
Quantitation Report (Not Reviewed)

Data Path : C:\gcms\1\data\Blood\011515MJ\
Data File : Calibrator Level 5.D
Acq On : 16 Jan 2015 9:45
Operator : Pocatello Laboratory
Sample : Calibrator Level 5: 50 ng/mL
Misc : Analytical Method 3.10.1
ALS Vial : 6 Sample Multiplier: 1



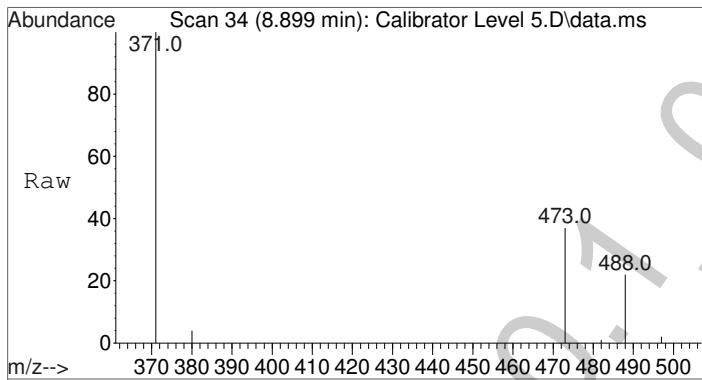
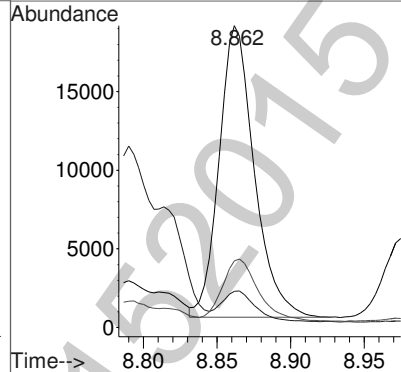
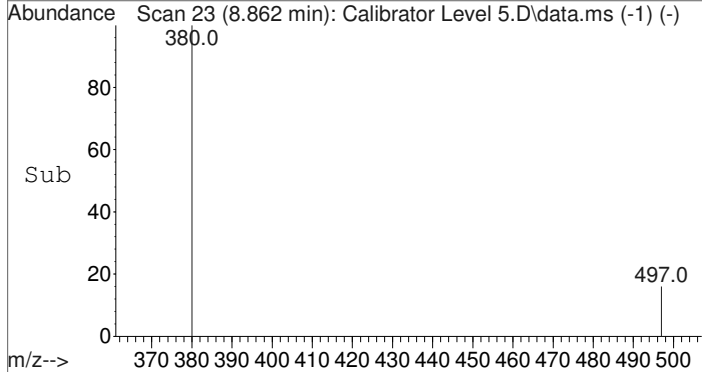
Quant Time: Jan 16 16:53:06 2015
Quant Method : C:\gcms\1\methods\Cann11-10-2010.M
Quant Title : Analytical Method 3.10.1: Blood Carboxy-THC
QLast Update : Fri Jan 16 16:52:37 2015
Response via : Initial Calibration





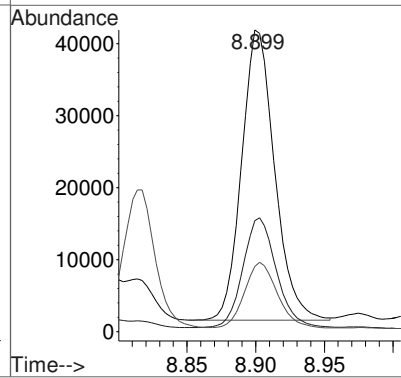

#1
 Carboxy-THC-D9-TMS
 Concen: 25.00 ng/mL
 RT: 8.862 min Scan# 23
 Delta R.T. -0.000 min
 Lab File: Calibrator Level 5.D
 Acq: 16 Jan 2015 9:45

Tgt Ion	Ratio	Resp	Lower	Upper
380	100	30882		
482	10.1	8.3	12.5	
497	21.6	17.6	26.4	

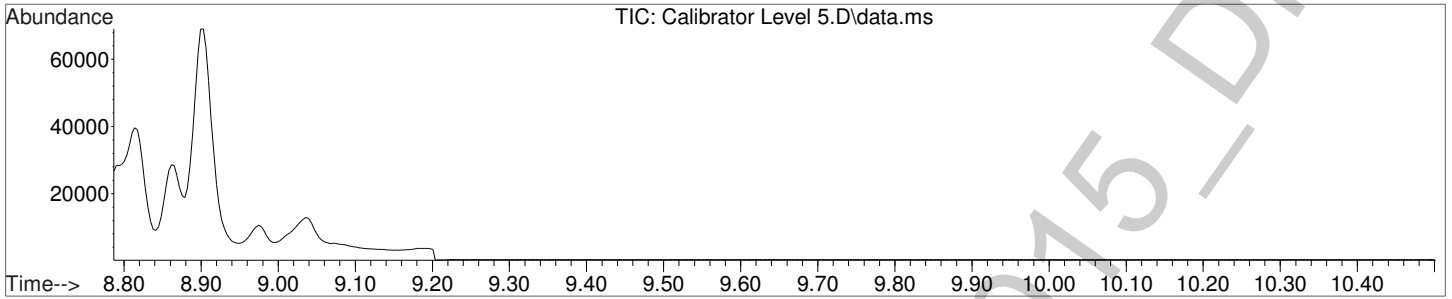


#2
 Carboxy-THC-TMS
 Concen: 49.97 ng/mL
 RT: 8.899 min Scan# 34
 Delta R.T. -0.004 min
 Lab File: Calibrator Level 5.D
 Acq: 16 Jan 2015 9:45

Tgt Ion	Ratio	Resp	Lower	Upper
371	100	67457		
473	38.2	32.8	49.2	
488	22.4	19.2	28.8	

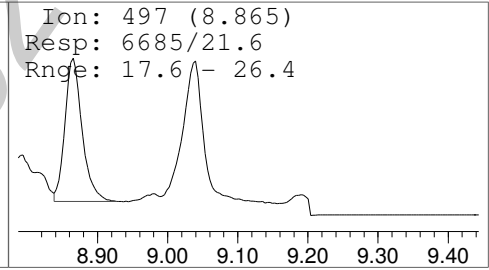
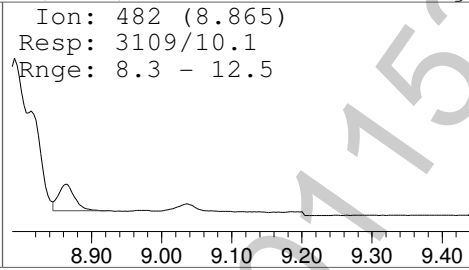
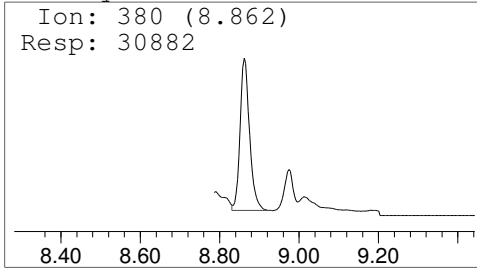


Data Path : C:\gcms\1\data\Blood\011515MJ\
 Data File : Calibrator Level 5.D
 Acq On : 16 Jan 2015 9:45
 Operator : Pocatello Laboratory
 Sample : Calibrator Level 5: 50 ng/mL
 Misc : Analytical Method 3.10.1
 ALS Vial : 6 Sample Multiplier: 1



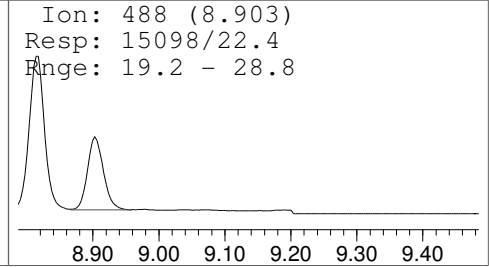
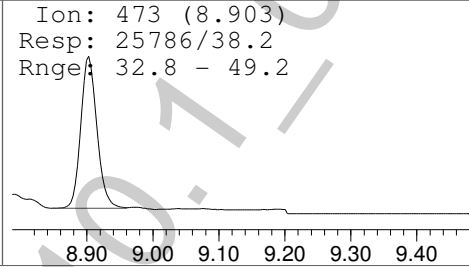
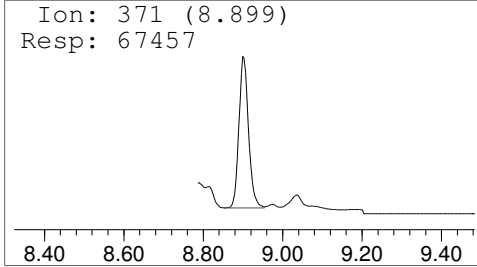
Carboxy-THC-D9-TMS

(ISTD) Amount: 25.00 ng/mL



Carboxy-THC-TMS

Amount: 49.97 ng/mL



Data Path : C:\gcms\1\data\Blood\011515MJ\
 Data File : Calibrator Level 6.D
 Acq On : 16 Jan 2015 10:00
 Operator : Pocatello Laboratory
 Sample : Calibrator Level 6: 100 ng/mL
 Misc : Analytical Method 3.10.1
 ALS Vial : 7 Sample Multiplier: 1



Quant Time: Jan 16 16:53:11 2015
 Quant Method : C:\gcms\1\methods\Cann11-10-2010.M
 Quant Title : Analytical Method 3.10.1: Blood Carboxy-THC
 QLast Update : Fri Jan 16 16:52:37 2015
 Response via : Initial Calibration

Compound	R.T.	QIon	Response	Conc	Units	Dev(Min)
Internal Standards						
1) Carboxy-THC-D9-TMS	8.865	380	31750	25.00	ng/mL	0.00
Target Compounds						
2) Carboxy-THC-TMS	8.903	371	137495	99.78	ng/mL	Qvalue 96


(#) = qualifier out of range (m) = manual integration (+) = signals summed

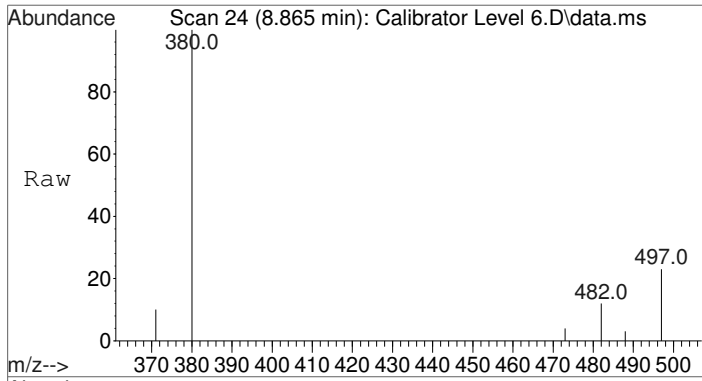
POC-AM 3.10.1_01152015-DND

Quantitation Report (Not Reviewed)

Data Path : C:\gcms\1\data\Blood\011515MJ\
Data File : Calibrator Level 6.D
Acq On : 16 Jan 2015 10:00
Operator : Pocatello Laboratory
Sample : Calibrator Level 6: 100 ng/mL
Misc : Analytical Method 3.10.1
ALS Vial : 7 Sample Multiplier: 1

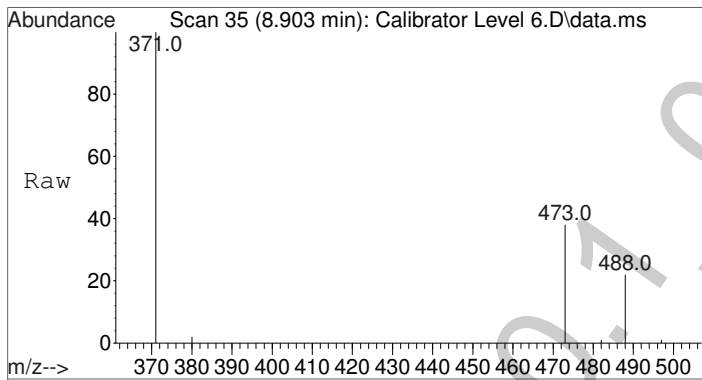
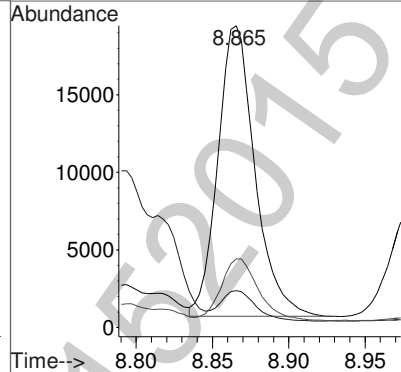
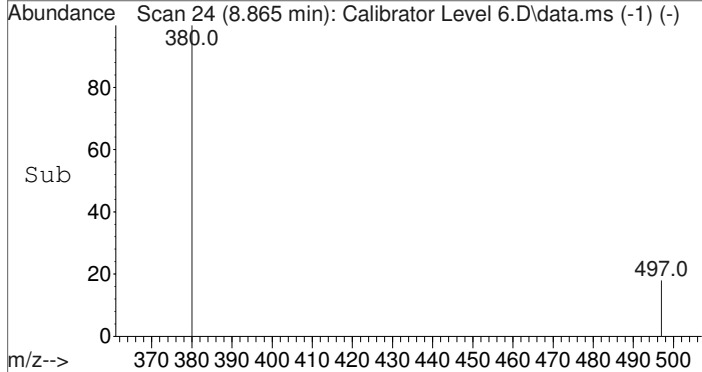
Quant Time: Jan 16 16:53:11 2015
Quant Method : C:\gcms\1\methods\Cann11-10-2010.M
Quant Title : Analytical Method 3.10.1: Blood Carboxy-THC
QLast Update : Fri Jan 16 16:52:37 2015
Response via : Initial Calibration





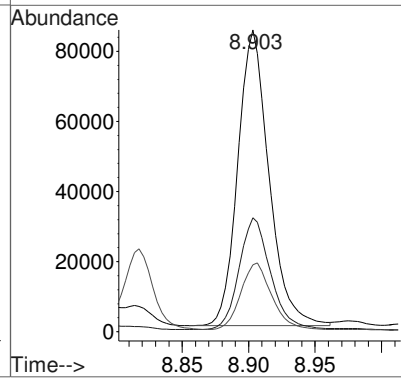

#1
 Carboxy-THC-D9-TMS
 Concen: 25.00 ng/mL
 RT: 8.865 min Scan# 24
 Delta R.T. 0.003 min
 Lab File: Calibrator Level 6.D
 Acq: 16 Jan 2015 10:00

Tgt Ion	Resp	Lower	Upper
380	31750		
482	10.1	8.3	12.5
497	21.6	17.6	26.4

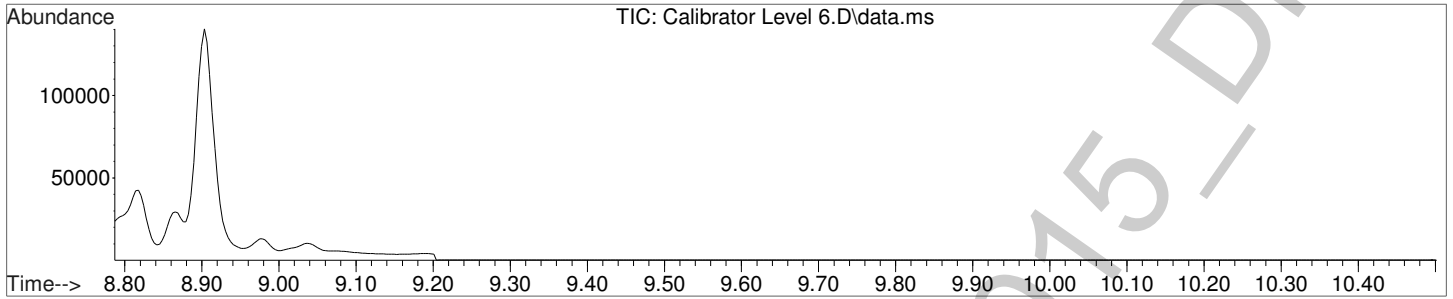


#2
 Carboxy-THC-TMS
 Concen: 99.78 ng/mL
 RT: 8.903 min Scan# 35
 Delta R.T. -0.000 min
 Lab File: Calibrator Level 6.D
 Acq: 16 Jan 2015 10:00

Tgt Ion	Resp	Lower	Upper
371	137495		
473	38.1	32.8	49.2
488	22.2	19.2	28.8

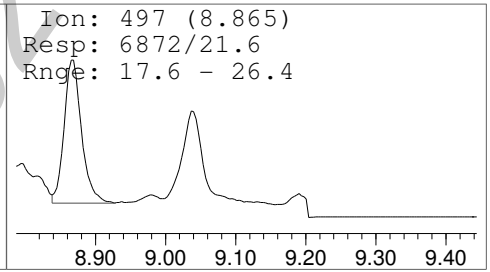
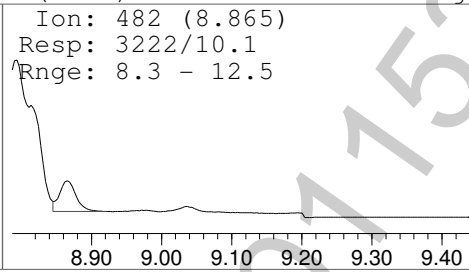
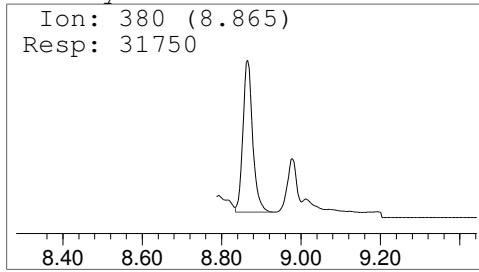


Data Path : C:\gcms\1\data\Blood\011515MJ\
 Data File : Calibrator Level 6.D
 Acq On : 16 Jan 2015 10:00
 Operator : Pocatello Laboratory
 Sample : Calibrator Level 6: 100 ng/mL
 Misc : Analytical Method 3.10.1
 ALS Vial : 7 Sample Multiplier: 1



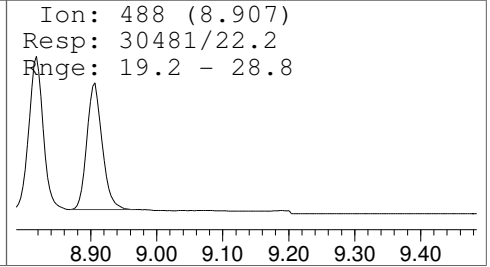
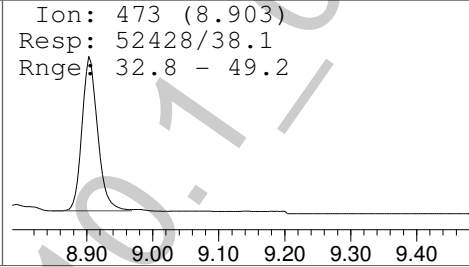
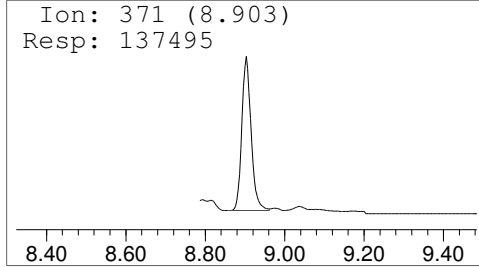
Carboxy-THC-D9-TMS

(ISTD) Amount: 25.00 ng/mL



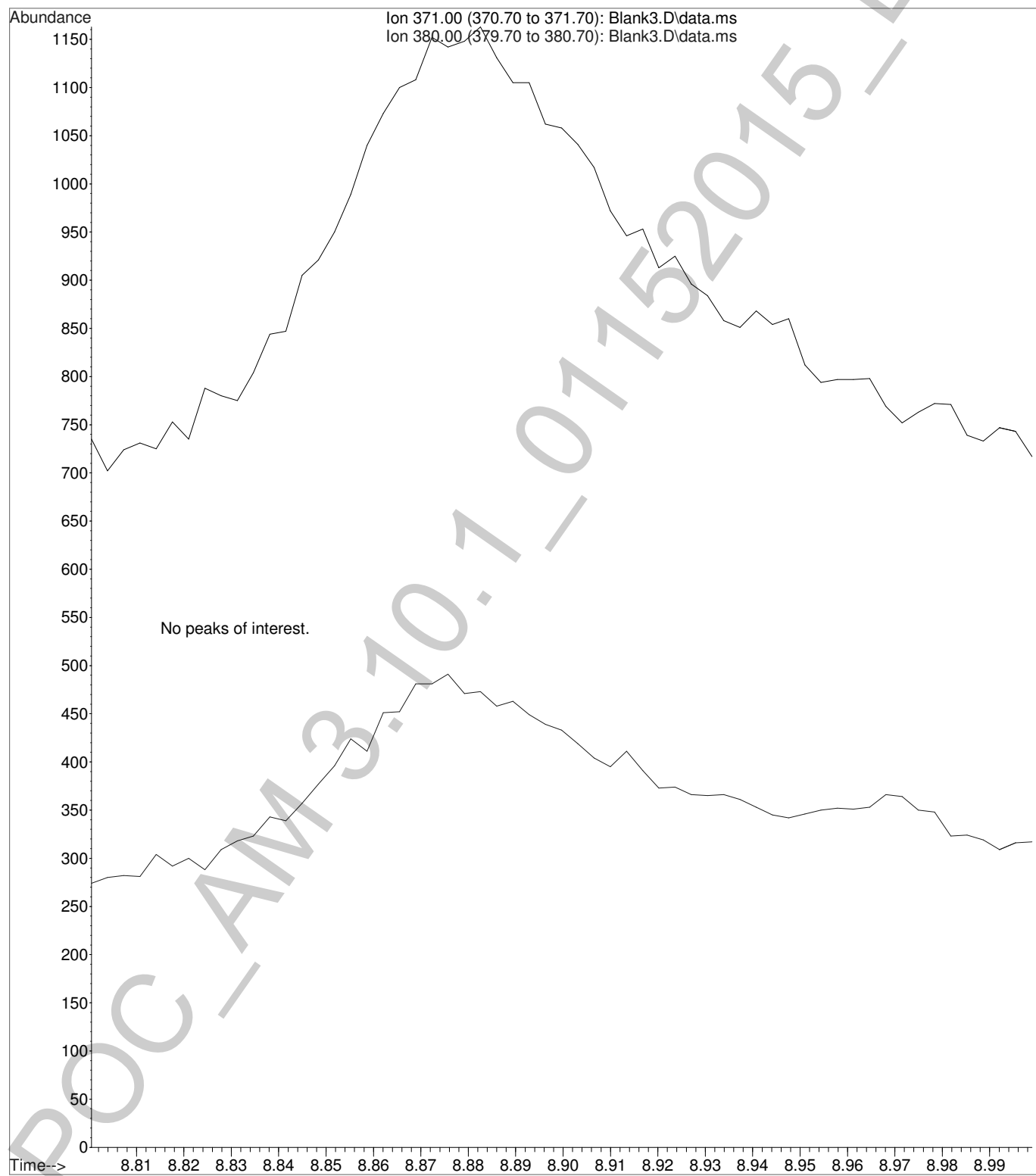
Carboxy-THC-TMS

Amount: 99.78 ng/mL





File :C:\gcms\1\data\Blood\011515MJ\Blank3.D
Operator : Pocatello Laboratory
Acquired : 16 Jan 2015 10:15 using AcqMethod CANN-11-10-2010.M
Instrument : Bones
Sample Name: Blank
Misc Info : CHCl3
Vial Number: 98



Data Path : C:\gcms\1\data\Blood\011515MJ\
 Data File : Low Control-1.D
 Acq On : 16 Jan 2015 10:29
 Operator : Pocatello Laboratory
 Sample : Low Control: 6 ng/mL
 Misc : Analytical Method 3.10.1
 ALS Vial : 8 Sample Multiplier: 1

Quant Time: Jan 16 16:58:54 2015
 Quant Method : C:\gcms\1\methods\Cann11-10-2010.M
 Quant Title : Analytical Method 3.10.1: Blood Carboxy-THC
 QLast Update : Fri Jan 16 16:52:37 2015
 Response via : Initial Calibration

Compound	R.T.	QIon	Response	Conc	Units	Dev(Min)
Internal Standards						
1) Carboxy-THC-D9-TMS	8.862	380	35363	25.00	ng/mL	0.00
Target Compounds						
2) Carboxy-THC-TMS	8.900	371	10415	6.11	ng/mL	Qvalue 98

(#) = qualifier out of range (m) = manual integration (+) = signals summed


POC-AM 3.10.1_01152015-DNR

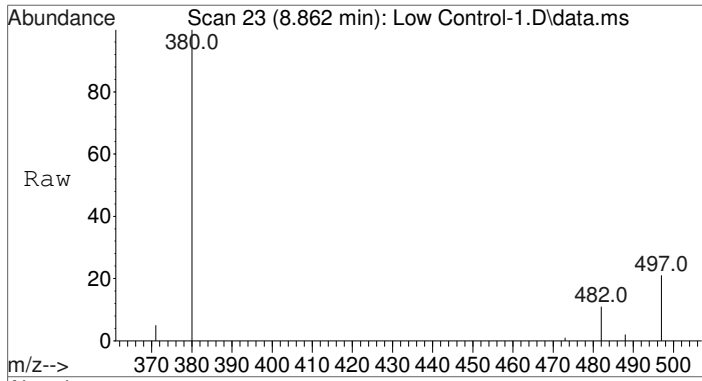


Quantitation Report (Not Reviewed)

Data Path : C:\gcms\1\data\Blood\011515MJ\
Data File : Low Control-1.D
Acq On : 16 Jan 2015 10:29
Operator : Pocatello Laboratory
Sample : Low Control: 6 ng/mL
Misc : Analytical Method 3.10.1
ALS Vial : 8 Sample Multiplier: 1

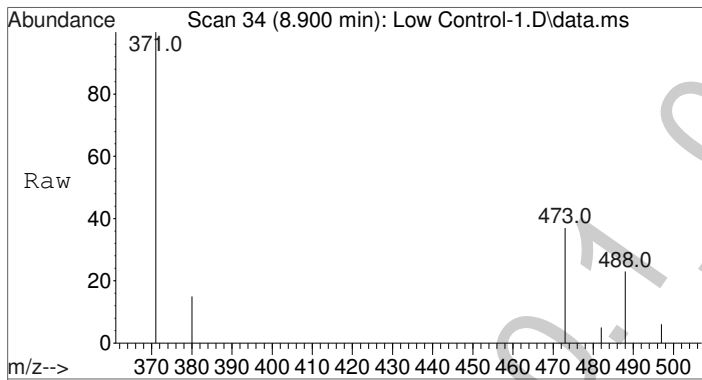
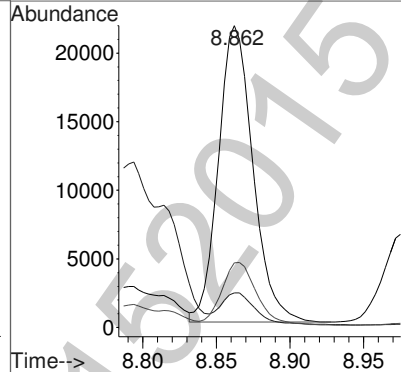
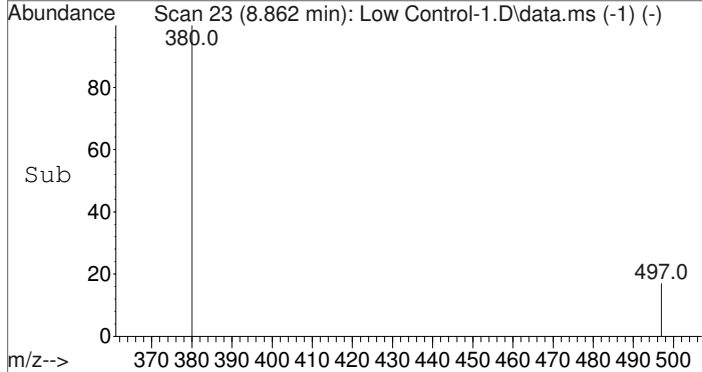
Quant Time: Jan 16 16:58:54 2015
Quant Method : C:\gcms\1\methods\Cann11-10-2010.M
Quant Title : Analytical Method 3.10.1: Blood Carboxy-THC
QLast Update : Fri Jan 16 16:52:37 2015
Response via : Initial Calibration





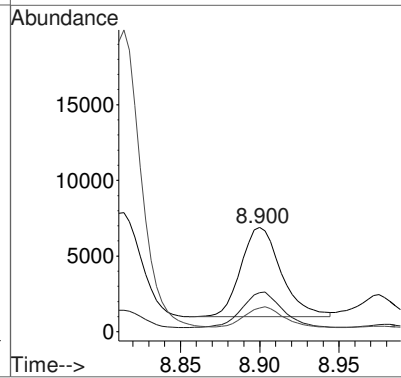
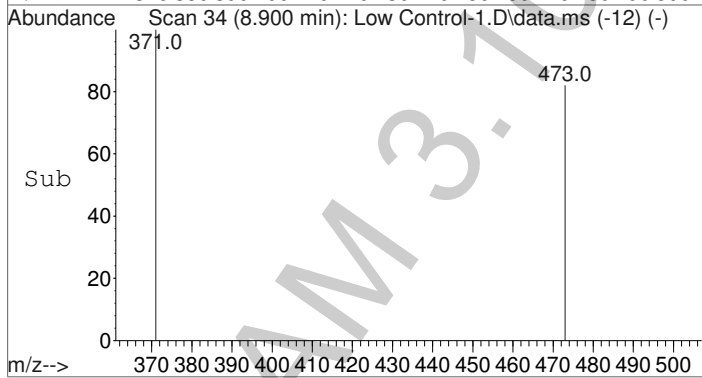
#1
 Carboxy-THC-D9-TMS
 Concen: 25.00 ng/mL
 RT: 8.862 min Scan# 23
 Delta R.T. 0.000 min
 Lab File: Low Control-1.D
 Acq: 16 Jan 2015 10:29

Tgt Ion	Ratio	Resp	Lower	Upper
380	100	35363		
482	10.5	8.3	12.5	
497	21.1	17.6	26.4	

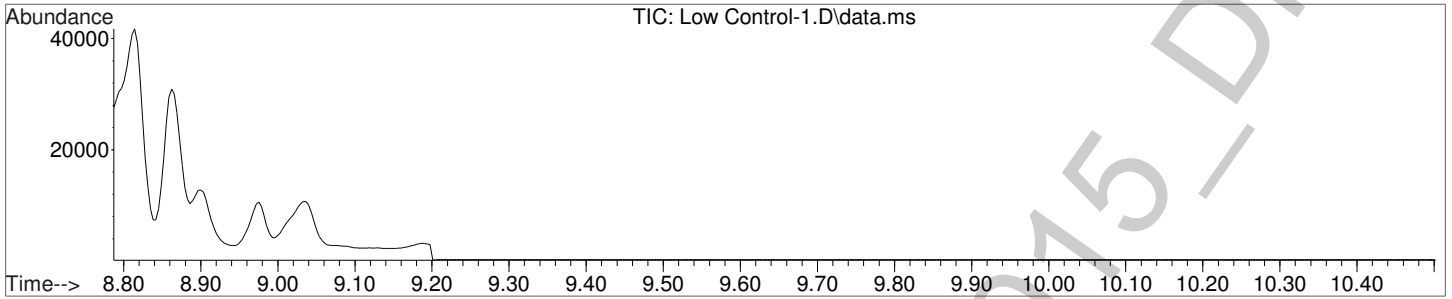


#2
 Carboxy-THC-TMS
 Concen: 6.11 ng/mL
 RT: 8.900 min Scan# 34
 Delta R.T. -0.003 min
 Lab File: Low Control-1.D
 Acq: 16 Jan 2015 10:29

Tgt Ion	Ratio	Resp	Lower	Upper
371	100	10415		
473	40.3	32.8	49.2	
488	22.0	19.2	28.8	

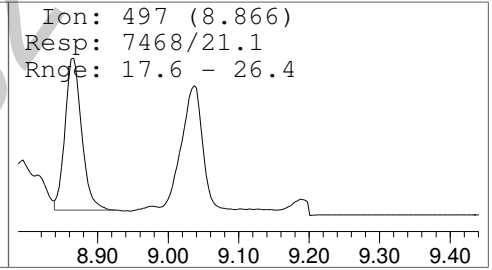
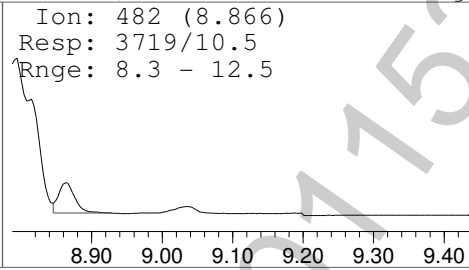
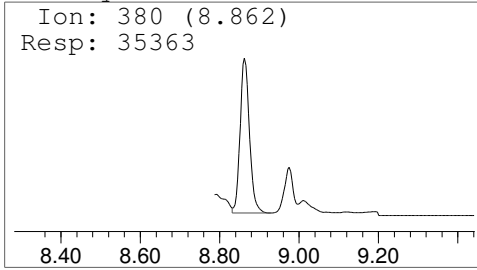


Data Path : C:\gcms\1\data\Blood\011515MJ\
 Data File : Low Control-1.D
 Acq On : 16 Jan 2015 10:29
 Operator : Pocatello Laboratory
 Sample : Low Control: 6 ng/mL
 Misc : Analytical Method 3.10.1
 ALS Vial : 8 Sample Multiplier: 1



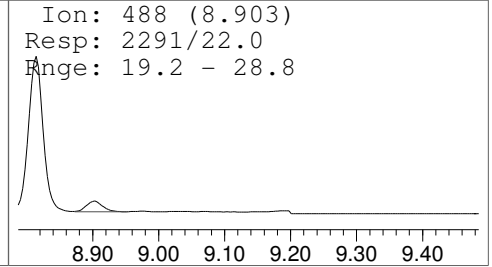
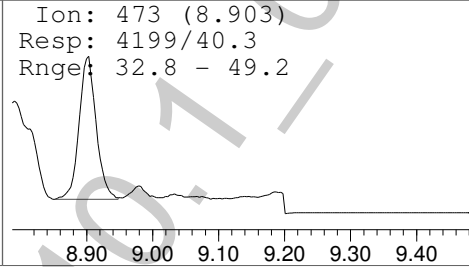
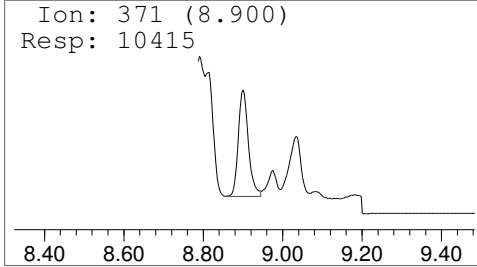
Carboxy-THC-D9-TMS

(ISTD) Amount: 25.00 ng/mL



Carboxy-THC-TMS

Amount: 6.11 ng/mL



Data Path : C:\gcms\1\data\Blood\011515MJ\
 Data File : Low Control-2.D
 Acq On : 16 Jan 2015 10:44
 Operator : Pocatello Laboratory
 Sample : Low Control: 6 ng/mL
 Misc : Analytical Method 3.10.1
 ALS Vial : 9 Sample Multiplier: 1



Quant Time: Jan 16 16:59:18 2015
 Quant Method : C:\gcms\1\methods\Cann11-10-2010.M
 Quant Title : Analytical Method 3.10.1: Blood Carboxy-THC
 QLast Update : Fri Jan 16 16:52:37 2015
 Response via : Initial Calibration

Compound	R.T.	QIon	Response	Conc	Units	Dev(Min)
Internal Standards						
1) Carboxy-THC-D9-TMS	8.862	380	36094	25.00	ng/mL	0.00
Target Compounds						
2) Carboxy-THC-TMS	8.900	371	10225	5.85	ng/mL	Qvalue 99


(#) = qualifier out of range (m) = manual integration (+) = signals summed

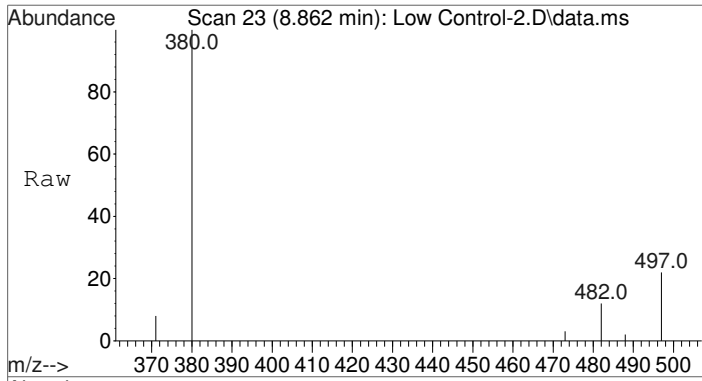
Quantitation Report (Not Reviewed)

Data Path : C:\gcms\1\data\Blood\011515MJ\
Data File : Low Control-2.D
Acq On : 16 Jan 2015 10:44
Operator : Pocatello Laboratory
Sample : Low Control: 6 ng/mL
Misc : Analytical Method 3.10.1
ALS Vial : 9 Sample Multiplier: 1



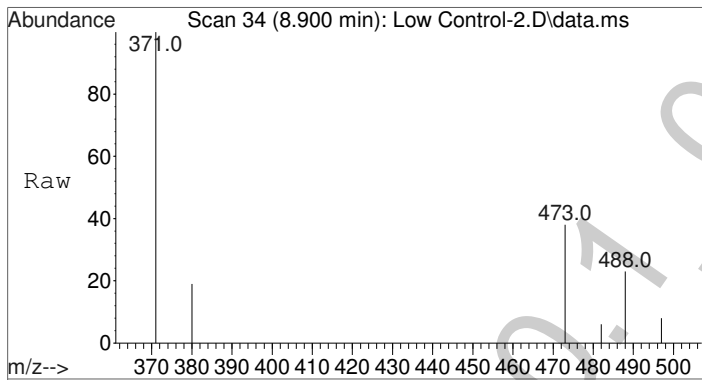
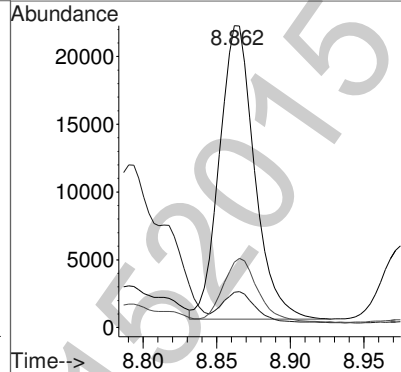
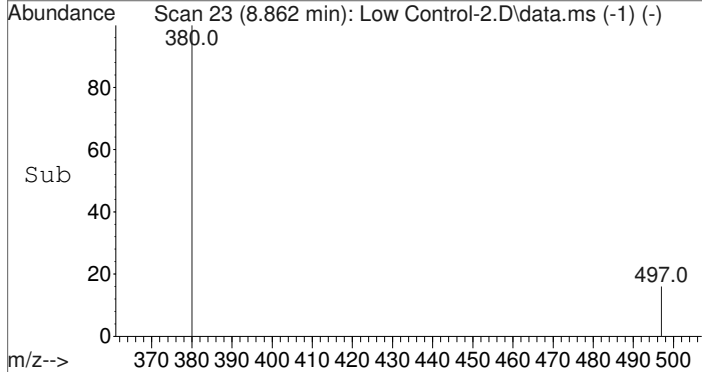
Quant Time: Jan 16 16:59:18 2015
Quant Method : C:\gcms\1\methods\Cann11-10-2010.M
Quant Title : Analytical Method 3.10.1: Blood Carboxy-THC
QLast Update : Fri Jan 16 16:52:37 2015
Response via : Initial Calibration





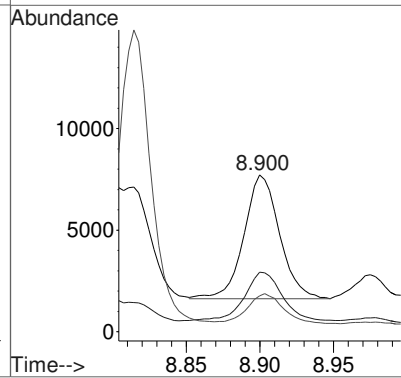
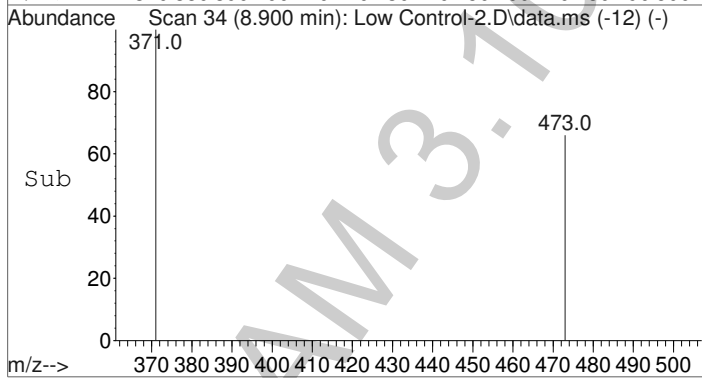
#1
 Carboxy-THC-D9-TMS
 Concen: 25.00 ng/mL
 RT: 8.862 min Scan# 23
 Delta R.T. 0.000 min
 Lab File: Low Control-2.D
 Acq: 16 Jan 2015 10:44

Tgt Ion	Ratio	Resp	Lower	Upper
380	100	36094		
482	10.1	8.3	12.5	
497	21.4	17.6	26.4	

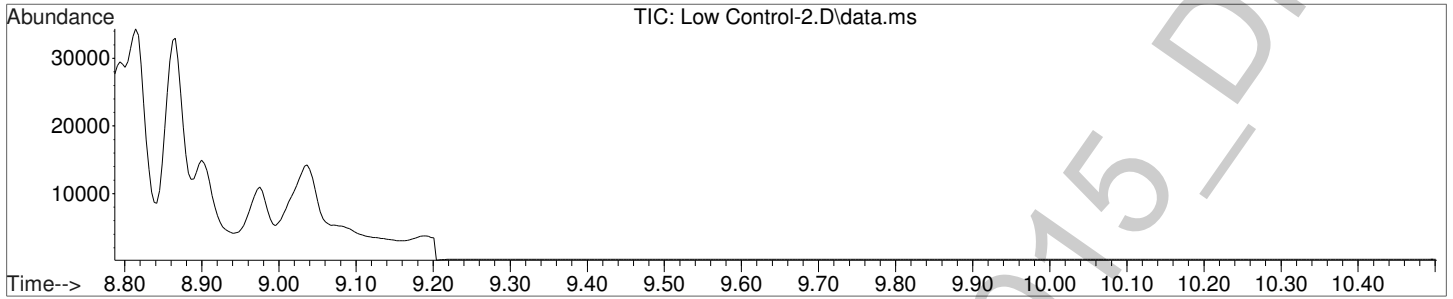


#2
 Carboxy-THC-TMS
 Concen: 5.85 ng/mL
 RT: 8.900 min Scan# 34
 Delta R.T. -0.004 min
 Lab File: Low Control-2.D
 Acq: 16 Jan 2015 10:44

Tgt Ion	Ratio	Resp	Lower	Upper
371	100	10225		
473	41.7	32.8	49.2	
488	24.8	19.2	28.8	

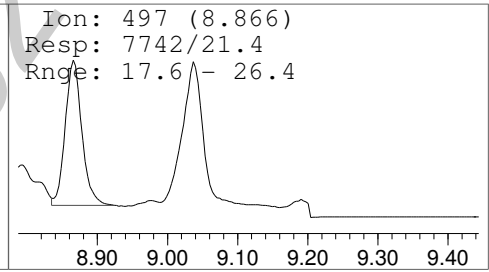
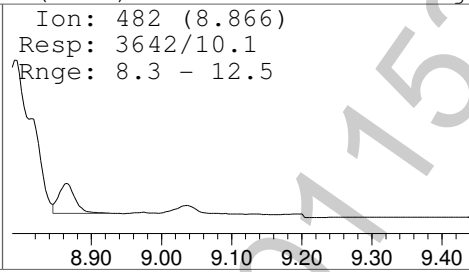
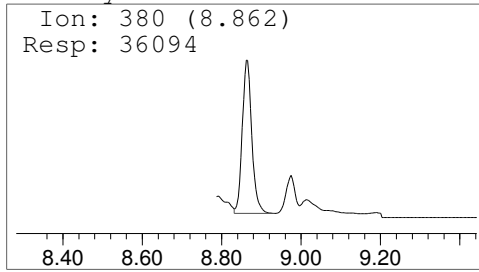


Data Path : C:\gcms\1\data\Blood\011515MJ\
 Data File : Low Control-2.D
 Acq On : 16 Jan 2015 10:44
 Operator : Pocatello Laboratory
 Sample : Low Control: 6 ng/mL
 Misc : Analytical Method 3.10.1
 ALS Vial : 9 Sample Multiplier: 1



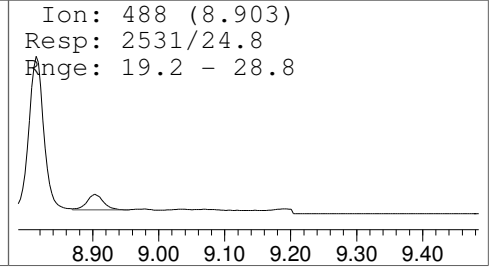
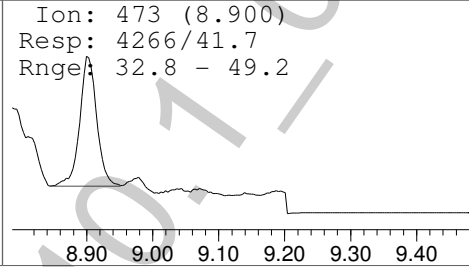
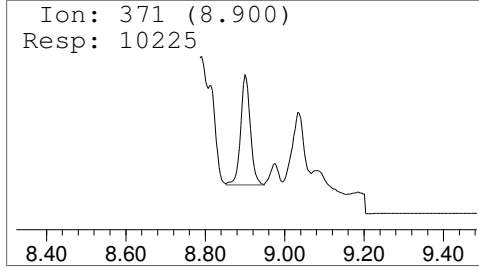
Carboxy-THC-D9-TMS

(ISTD) Amount: 25.00 ng/mL



Carboxy-THC-TMS

Amount: 5.85 ng/mL



Data Path : C:\gcms\1\data\Blood\011515MJ\
 Data File : High Control-1.D
 Acq On : 16 Jan 2015 10:59
 Operator : Pocatello Laboratory
 Sample : High Control: 60 ng/mL
 Misc : Analytical Method 3.10.1
 ALS Vial : 10 Sample Multiplier: 1



Quant Time: Jan 16 16:58:04 2015
 Quant Method : C:\gcms\1\methods\Cann11-10-2010.M
 Quant Title : Analytical Method 3.10.1: Blood Carboxy-THC
 QLast Update : Fri Jan 16 16:52:37 2015
 Response via : Initial Calibration


Compound	R.T.	QIon	Response	Conc	Units	Dev(Min)
Internal Standards						
1) Carboxy-THC-D9-TMS	8.866	380	39350	25.00	ng/mL	0.00
Target Compounds						
2) Carboxy-THC-TMS	8.903	371	107263	62.53	ng/mL	Qvalue 96

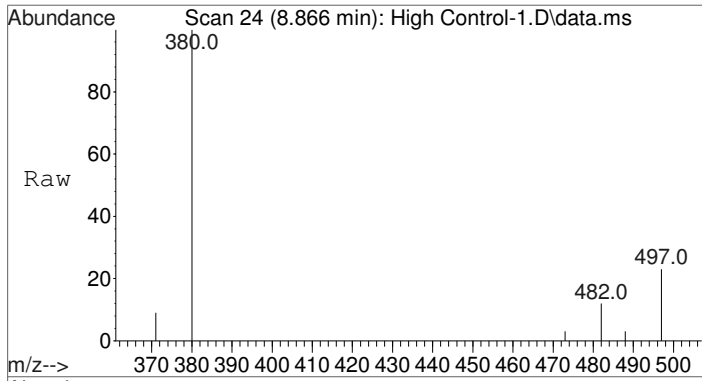
(#) = qualifier out of range (m) = manual integration (+) = signals summed

Data Path : C:\gcms\1\data\Blood\011515MJ\
Data File : High Control-1.D
Acq On : 16 Jan 2015 10:59
Operator : Pocatello Laboratory
Sample : High Control: 60 ng/mL
Misc : Analytical Method 3.10.1
ALS Vial : 10 Sample Multiplier: 1



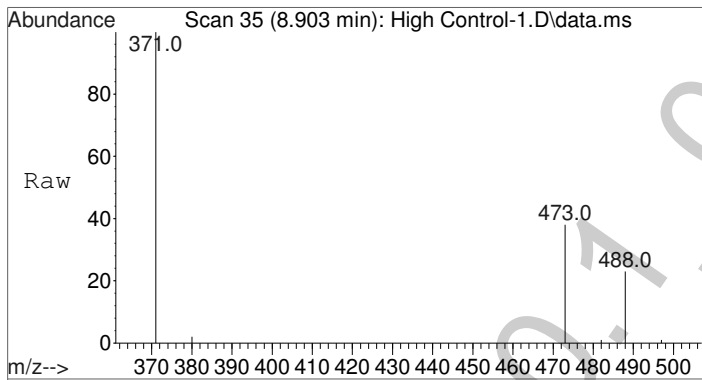
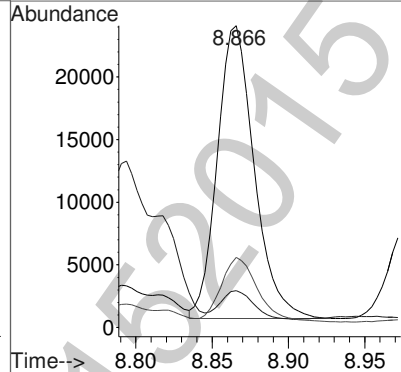
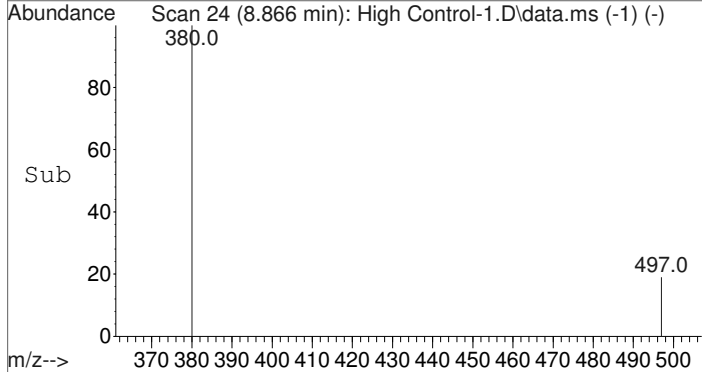
Quant Time: Jan 16 16:58:04 2015
Quant Method : C:\gcms\1\methods\Cann11-10-2010.M
Quant Title : Analytical Method 3.10.1: Blood Carboxy-THC
QLast Update : Fri Jan 16 16:52:37 2015
Response via : Initial Calibration





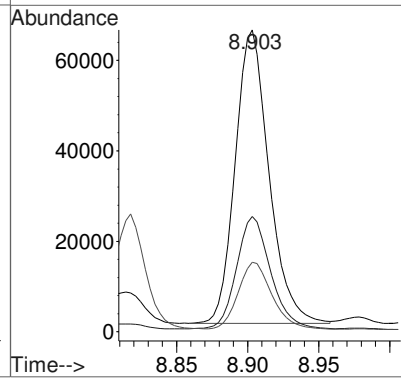
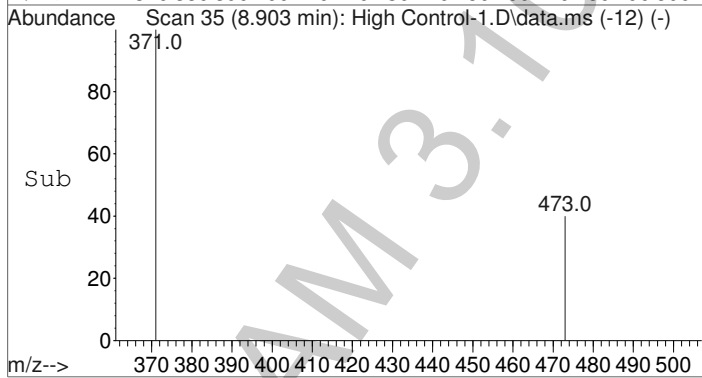
#1
 Carboxy-THC-D9-TMS
 Concen: 25.00 ng/mL
 RT: 8.866 min Scan# 24
 Delta R.T. 0.004 min
 Lab File: High Control-1.D
 Acq: 16 Jan 2015 10:59

Tgt Ion	Resp	Lower	Upper
380	39350	100	100
482	8.7	8.3	12.5
497	21.7	17.6	26.4

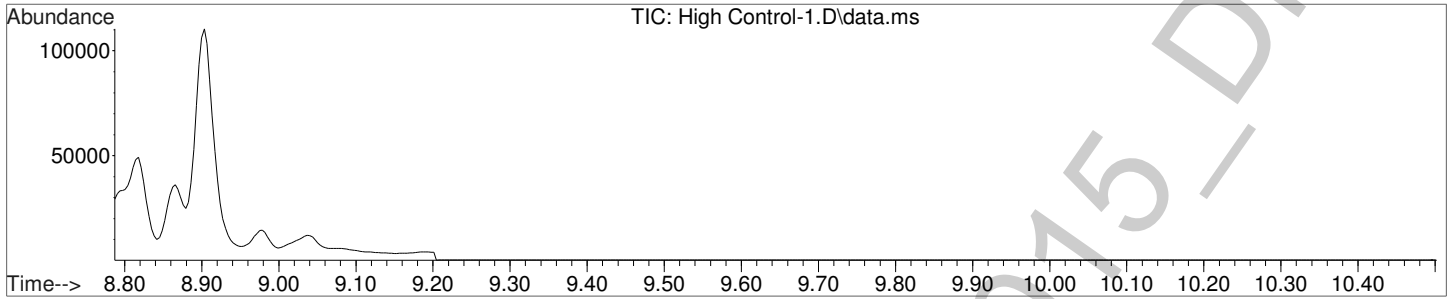


#2
 Carboxy-THC-TMS
 Concen: 62.53 ng/mL
 RT: 8.903 min Scan# 35
 Delta R.T. 0.000 min
 Lab File: High Control-1.D
 Acq: 16 Jan 2015 10:59

Tgt Ion	Resp	Lower	Upper
371	107263	100	100
473	38.5	32.8	49.2
488	22.6	19.2	28.8

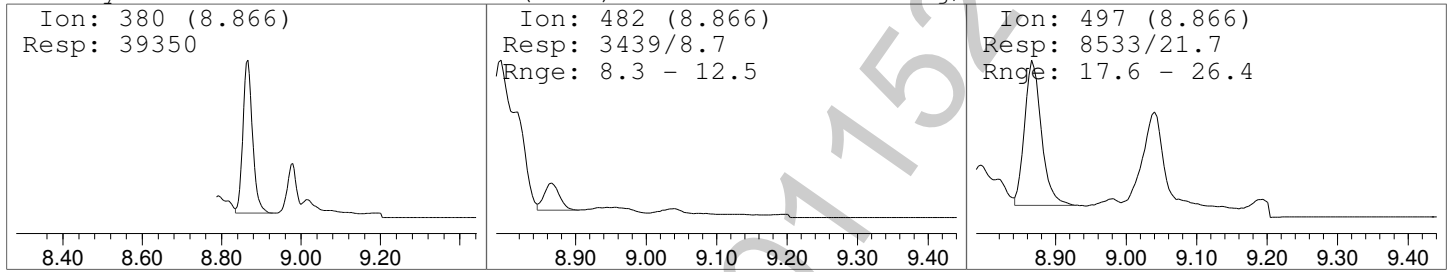


Data Path : C:\gcms\1\data\Blood\011515MJ\
 Data File : High Control-1.D
 Acq On : 16 Jan 2015 10:59
 Operator : Pocatello Laboratory
 Sample : High Control: 60 ng/mL
 Misc : Analytical Method 3.10.1
 ALS Vial : 10 Sample Multiplier: 1



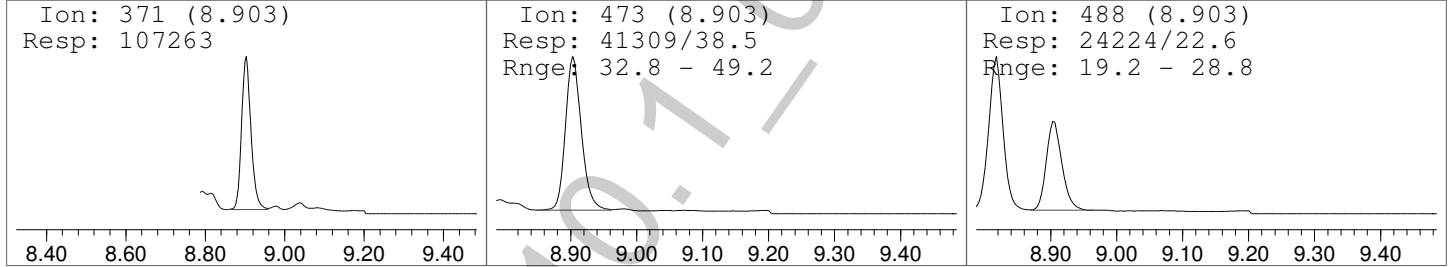
Carboxy-THC-D9-TMS

(ISTD) Amount: 25.00 ng/mL



Carboxy-THC-TMS

Amount: 62.53 ng/mL



Data Path : C:\gcms\1\data\Blood\011515MJ\
 Data File : High Control-2.D
 Acq On : 16 Jan 2015 11:14
 Operator : Pocatello Laboratory
 Sample : High Control: 60 ng/mL
 Misc : Analytical Method 3.10.1
 ALS Vial : 11 Sample Multiplier: 1


Quant Time: Jan 16 16:58:29 2015
 Quant Method : C:\gcms\1\methods\Cann11-10-2010.M
 Quant Title : Analytical Method 3.10.1: Blood Carboxy-THC
 QLast Update : Fri Jan 16 16:52:37 2015
 Response via : Initial Calibration

Compound	R.T.	QIon	Response	Conc	Units	Dev(Min)
Internal Standards						
1) Carboxy-THC-D9-TMS	8.862	380	36159	25.00	ng/mL	0.00
Target Compounds						
2) Carboxy-THC-TMS	8.900	371	100577	63.83	ng/mL	Qvalue 96


(#) = qualifier out of range (m) = manual integration (+) = signals summed

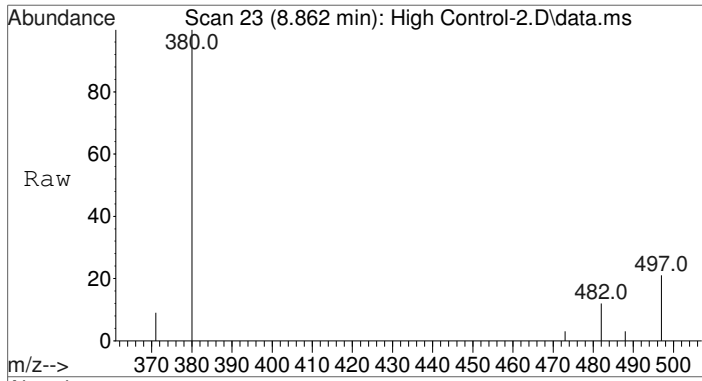


Data Path : C:\gcms\1\data\Blood\011515MJ\
Data File : High Control-2.D
Acq On : 16 Jan 2015 11:14
Operator : Pocatello Laboratory
Sample : High Control: 60 ng/mL
Misc : Analytical Method 3.10.1
ALS Vial : 11 Sample Multiplier: 1



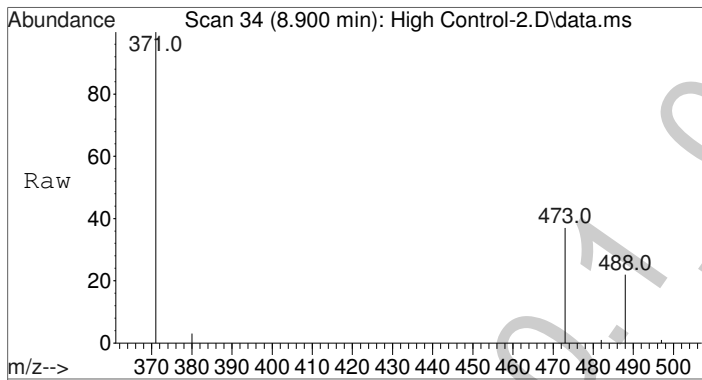
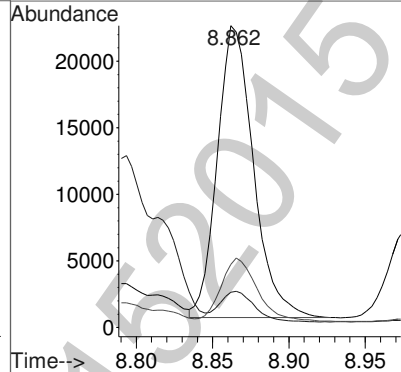
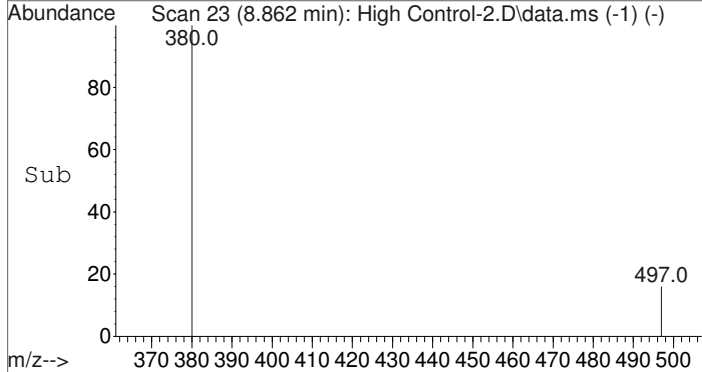
Quant Time: Jan 16 16:58:29 2015
Quant Method : C:\gcms\1\methods\Cann11-10-2010.M
Quant Title : Analytical Method 3.10.1: Blood Carboxy-THC
QLast Update : Fri Jan 16 16:52:37 2015
Response via : Initial Calibration





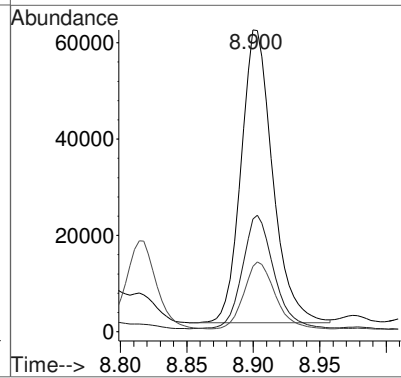
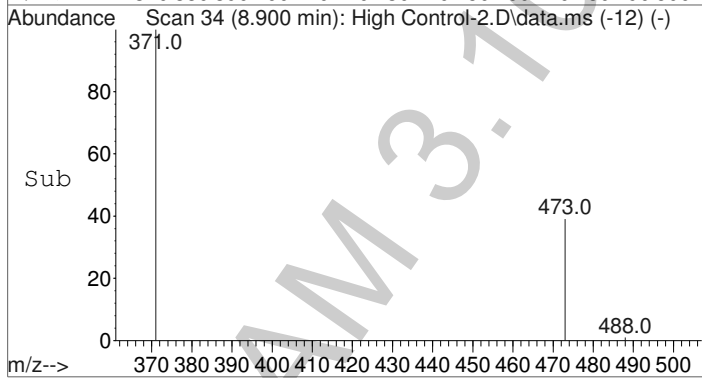
#1
 Carboxy-THC-D9-TMS
 Concen: 25.00 ng/mL
 RT: 8.862 min Scan# 23
 Delta R.T. -0.000 min
 Lab File: High Control-2.D
 Acq: 16 Jan 2015 11:14

Tgt Ion	Ratio	Resp	Lower	Upper
380	100	36159		
482	10.2	8.3	12.5	
497	21.3	17.6	26.4	

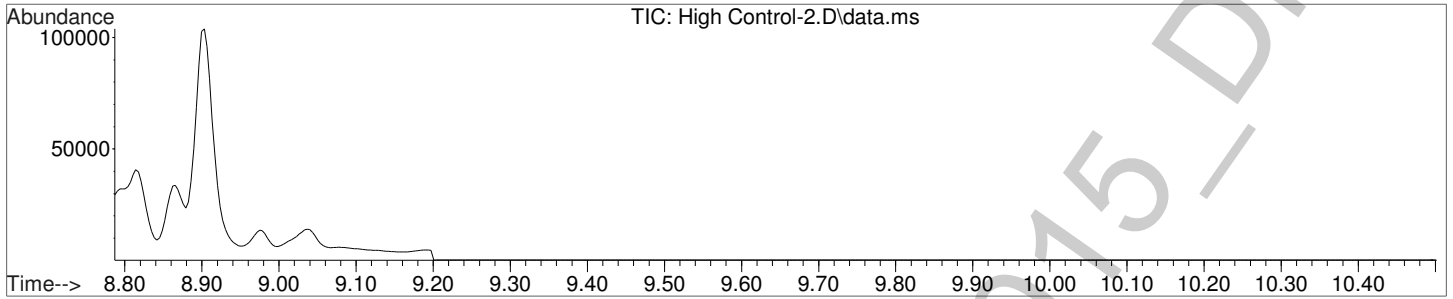



#2
 Carboxy-THC-TMS
 Concen: 63.83 ng/mL
 RT: 8.900 min Scan# 34
 Delta R.T. -0.004 min
 Lab File: High Control-2.D
 Acq: 16 Jan 2015 11:14

Tgt Ion	Ratio	Resp	Lower	Upper
371	100	100577		
473	38.5	32.8	49.2	
488	22.4	19.2	28.8	

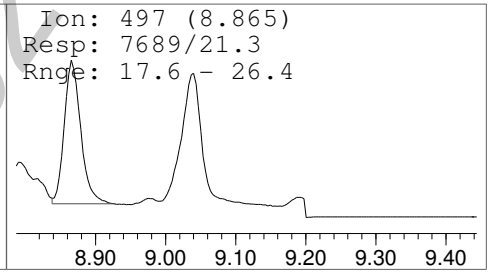
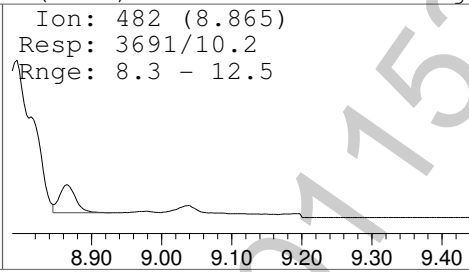
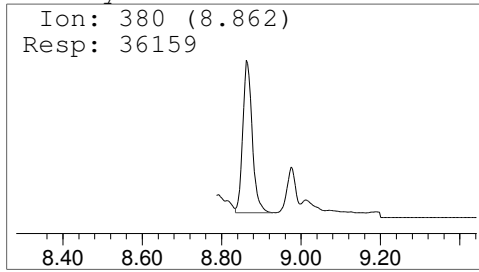


Data Path : C:\gcms\1\data\Blood\011515MJ\
 Data File : High Control-2.D
 Acq On : 16 Jan 2015 11:14
 Operator : Pocatello Laboratory
 Sample : High Control: 60 ng/mL
 Misc : Analytical Method 3.10.1
 ALS Vial : 11 Sample Multiplier: 1



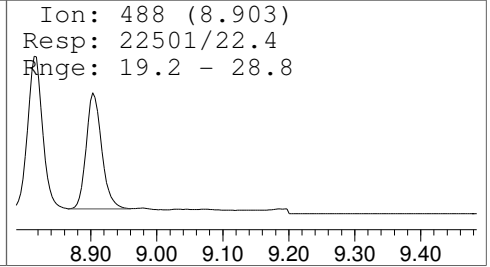
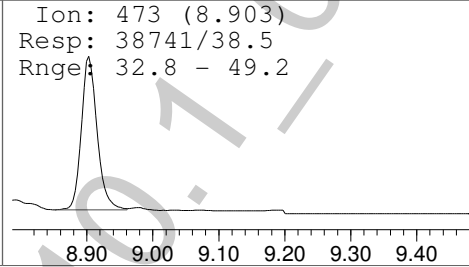
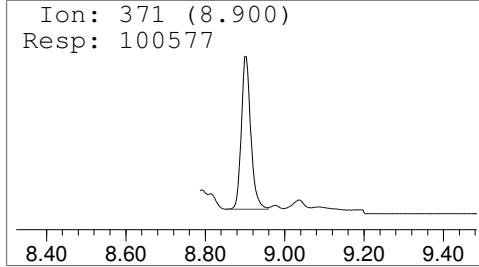
Carboxy-THC-D9-TMS

(ISTD) Amount: 25.00 ng/mL

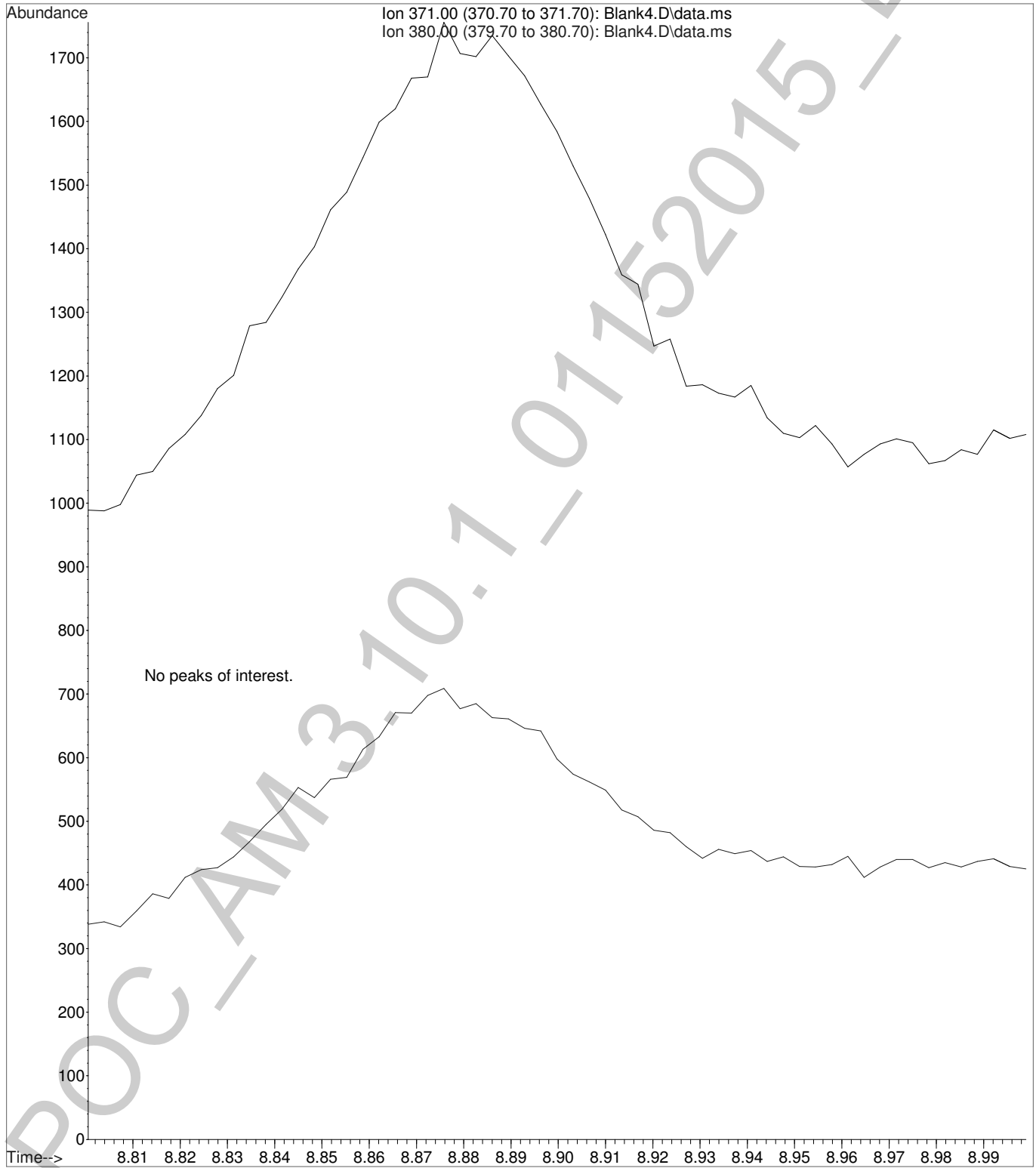


Carboxy-THC-TMS

Amount: 63.83 ng/mL



File :C:\gcms\1\data\Blood\011515MJ\Blank4.D
Operator : Pocatello Laboratory
Acquired : 16 Jan 2015 11:29 using AcqMethod CANN-11-10-2010.M
Instrument : Bones
Sample Name: Blank
Misc Info : CHCl3
Vial Number: 97



File :C:\gcms\1\data\Blood\011515MJ\Blank5.D
Operator : Pocatello Laboratory
Acquired : 16 Jan 2015 20:41 using AcqMethod CANN-11-10-2010.M
Instrument : Bones
Sample Name: Blank
Misc Info : CHCl3
Vial Number: 78

